



# BACHELOR OF ENGINEERING - VIDEO LECTURES



Compiled by  
**Government Engineering Colleges**

Affiliated to Anna University, Chennai

Bodinayakkanur - Theni, Srirangam - Trichy, Dharmapuri, Tirunelveli, Sengipatti - Tanjore, Vellore

Under the guidance of

**Shri. K. VIVEKANANDAN, I.A.S**  
**Commissioner of Technical Education**

DIRECTORATE OF TECHNICAL EDUCATION

GUINDY, CHENNAI - 600025



Directorate of Technical Education  
Tamil Nadu



**DEPARTMENT  
OF  
CIVIL ENGINEERING**

ANNA UNIVERSITY AFFILIATED GOVERNMENT ENGINEERING COLLEGES - REGULATION 2017

## **B.E. CIVIL ENGINEERING**

### **REGULATION – 2017**

#### **LIST OF CIVIL SUBJECTS**

##### **II YEAR III SEMESTER**

- CE8301 Strength of Materials I
- CE8302 Fluid Mechanics
- CE8351 Surveying
- CE8391 Construction Materials
- CE8393 Engineering Geology
- CE8394 Fluid Mechanics and Machinery

##### **III YEAR V SEMESTER**

- CE8501 Design of Reinforced Cement Concrete Elements
- CE8502 Structural Analysis I
- EN8491 Water Supply Engineering
- CE8591 Foundation Engineering

##### **IV YEAR VII SEMESTER**

- CE8701 Estimation, Costing and Valuation Engineering
- CE8702 Railways, Airports, Docks and Harbour
- CE8703 Structural Design and Drawing

### **V SEMESTER PROFESSIONAL ELECTIVES**

- GI8014 Geographic Information System

### **V SEMESTER OPEN ELECTIVE**

- OAI551 Environment and Agriculture
- OCE551 Air pollution and control Engineering






### **VII SEMESTER PROFESSIONAL ELECTIVES**









- CE8006 Pavement Engineering
- CE8007 Traffic Engineering and Management
- CE8011 Design of Pre-stressed Concrete Structures
- EN8591 Municipal Solid Waste Management






### **VII SEMESTER OPEN ELECTIVES**







- OTT752 Textile effluent treatments
- OCY75 Waste Water Treatment

## II YEAR / III SEMESTER (CIVIL)






S. No	College	Subject Code	Subject	Unit	Subtitle	Faculty Name/Desig./ email id/ mob.no	Video Link, (Google drive)	QR Code
1	GCE., Bodi	CE8301	Strength of Materials I	Unit 1	Simple stresses and strains and Stress Strain Curves	Mr. R. REGUPATHI Assistant Professor, regu.civil@gmail.com	<a href="https://www.youtube.com/watch?v=L_HtPAIFzuo&amp;t=449s">https://www.youtube.com/watch?v=L_HtPAIFzuo&amp;t=449s</a>	
					Elastic Constants, Composite bars and Temperature effects		<a href="https://www.youtube.com/watch?v=KtBamWLSl24&amp;feature=youtu.be">https://www.youtube.com/watch?v=KtBamWLSl24&amp;feature=youtu.be</a>	
					State of stress in two dimensions and stresses on inclined planes		<a href="https://www.youtube.com/watch?v=Zp10Ce5tSl&amp;feature=youtu.be">https://www.youtube.com/watch?v=Zp10Ce5tSl&amp;feature=youtu.be</a>	
					Principal Planes and Principal stresses, Maximum shear stress and Mohr's circle		<a href="https://www.youtube.com/watch?v=NTLwyBXD9ZQ&amp;feature=youtu.be">https://www.youtube.com/watch?v=NTLwyBXD9ZQ&amp;feature=youtu.be</a>	
				Unit 2	Types of loads, supports, concept of shearing force and bending moment, Relationship between intensity of load, shearforce and bending moment, Shear force and Bending moment diagrams.		<a href="https://youtu.be/APTXAdn-9fY">https://youtu.be/APTXAdn-9fY</a>	







				<b>Unit 3</b>	Simple bending theory, bending and shearing stresses distribution, Flitched beams.		<a href="https://youtu.be/UUNLIrAnn_Y">https://youtu.be/UUNLIrAnn_Y</a>	
				<b>Unit 4</b>	Theory of Torsion – part 1		<a href="https://youtu.be/Ct4u5W-gztE">https://youtu.be/Ct4u5W-gztE</a>	
					Theory of Torsion – Part 2		<a href="https://youtu.be/pq8QInnaogo">https://youtu.be/pq8QInnaogo</a>	
					Torsion Equation		<a href="https://youtu.be/TljrWaTUg7g">https://youtu.be/TljrWaTUg7g</a>	
				<b>Unit 5</b>	Analysis of trusses		<a href="https://youtu.be/PkzjehJCb40">https://youtu.be/PkzjehJCb40</a>	
2	GCE., Srirangam	<b>CE8302</b>	<b>Fluid Mechanics</b>	<b>Unit-1</b> Fluid Properties and Fluid Statics	Module 1	<b>Prof.V.Vijay Kumar/Assistant Professor/ <a href="mailto:thiru.vijkumar@gmail.com">thiru.vijkumar@gmail.com</a>, 95005 21048</b>	<a href="https://drive.google.com/file/d/1YXJ8T4E8vKlcbnk-fvtTiblJv2YLP_Lx/view?usp=sharing">https://drive.google.com/file/d/1YXJ8T4E8vKlcbnk-fvtTiblJv2YLP_Lx/view?usp=sharing</a>	
					Module 2		<a href="https://drive.google.com/file/d/1XzeLazWcs6zti6U17CvDArcOBHXdQhZr/view?usp=sharing">https://drive.google.com/file/d/1XzeLazWcs6zti6U17CvDArcOBHXdQhZr/view?usp=sharing</a>	
					Module 3		<a href="https://drive.google.com/file/d/1YH3Jx1kn82g6_bQUtb4Zn8KKxXKG">https://drive.google.com/file/d/1YH3Jx1kn82g6_bQUtb4Zn8KKxXKG</a>	







						<a href="#">Gfba/view?usp=sharing</a>	
				Module 4		<a href="https://drive.google.com/file/d/1IqOwK9P3PMsLr3LVn8Z0LvaYKs1258q/view?usp=sharing">https://drive.google.com/file/d/1IqOwK9P3PMsLr3LVn8Z0LvaYKs1258q/view?usp=sharing</a>	
			Unit - 2 Fluid Kinematics and Dynamics	Module 1	Prof.M. Banupriya /Assistant Professor/ <a href="mailto:thiru.vijkumar@gmail.com">thiru.vijkumar@gmail.com</a> , 95005 21048	<a href="https://drive.google.com/file/d/1SDFZWgRe52CpCTY7CwMHgVDOLenbrFO/view?usp=sharing">https://drive.google.com/file/d/1SDFZWgRe52CpCTY7CwMHgVDOLenbrFO/view?usp=sharing</a>	
				Module 2		<a href="https://drive.google.com/file/d/1VCfMsiTx6EMhOydoIJOtD5TpI4FBOhnm/view?usp=sharing">https://drive.google.com/file/d/1VCfMsiTx6EMhOydoIJOtD5TpI4FBOhnm/view?usp=sharing</a>	
				Module 3		<a href="https://drive.google.com/file/d/1xiHiEc19Y-982S-QV7JNJccRmO9MSfT/view?usp=sharing">https://drive.google.com/file/d/1xiHiEc19Y-982S-QV7JNJccRmO9MSfT/view?usp=sharing</a>	
				Module 4		<a href="https://drive.google.com/file/d/16sXDUzLIT4wYZu25hUL29o0jkTSD-8M3/view?usp=sharing">https://drive.google.com/file/d/16sXDUzLIT4wYZu25hUL29o0jkTSD-8M3/view?usp=sharing</a>	








				Module 5		<a href="https://drive.google.com/file/d/1g-Z9pZoyniDFoYFOPnoUwoB_G-ZwRBGb/view?usp=sharing">https://drive.google.com/file/d/1g-Z9pZoyniDFoYFOPnoUwoB_G-ZwRBGb/view?usp=sharing</a>	
				Module 6		<a href="https://drive.google.com/file/d/1s4ZL0xcMH5coNeEVtKSttWu5Smwa-Unh/view?usp=sharing">https://drive.google.com/file/d/1s4ZL0xcMH5coNeEVtKSttWu5Smwa-Unh/view?usp=sharing</a>	
			<b>UNIT - 3</b> Dimensional Analysis and Model Studies	Module 1 – Module 8	<b>Dr.G.Saravanan</b> Associate Professor <b>Saravananid1968@gmail.com</b> 9443832814	<a href="https://qr.googlepages.com/rhcJZ">https://qr.googlepages.com/rhcJZ</a>	
			<b>UNIT - 4</b>	Module 1 - 8		<a href="https://qr.googlepages.com/rhcJZ">https://qr.googlepages.com/rhcJZ</a>	
			<b>Unit - 5</b>	Module 1	<b>Prof.V.Vijay Kumar</b> Assistant Professor <b>Thiru.vijkumar@gmail.com</b> 9944521048	<a href="https://drive.google.com/file/d/1i7F-QBcoVQwd6zdLzTvmy-xS0DEXxOf/view?usp=sharing">https://drive.google.com/file/d/1i7F-QBcoVQwd6zdLzTvmy-xS0DEXxOf/view?usp=sharing</a>	
				Module 2		<a href="https://drive.google.com/file/d/1iNd3MbdWVu5VVj5YBDGsJs1HbFC41bj/view?usp=sharing">https://drive.google.com/file/d/1iNd3MbdWVu5VVj5YBDGsJs1HbFC41bj/view?usp=sharing</a>	

















					Module 3		<a href="https://drive.google.com/file/d/1iT4DZDtP5bgzz1W3JTYGt_er5aP_WAU8/view?usp=sharing">https://drive.google.com/file/d/1iT4DZDtP5bgzz1W3JTYGt_er5aP_WAU8/view?usp=sharing</a>		
					Module 4		<a href="https://drive.google.com/file/d/1iYfWHOXUSx7ukM-Smk2fK1_BS5td_g3d/view?usp=sharing">https://drive.google.com/file/d/1iYfWHOXUSx7ukM-Smk2fK1_BS5td_g3d/view?usp=sharing</a>		
3	GCE., Srirangam	CE8351	Surveying	UNIT - 1 Fundamentals of Conventional Surveying and Leveling	Module 1	Prof.K.Sadhan a /Prof. S. Shanmugaraj/ Asst.Professor, <a href="mailto:shanmugarajps@gmail.com">shanmugarajps@gmail.com</a> , 7418552801	<a href="https://drive.google.com/file/d/179VEj_MoDEtGkKDA0TjV8zY3549cUY1d/vi ew?usp=drivesd k">https://drive.google.com/file/d/179VEj_MoDEtGkKDA0TjV8zY3549cUY1d/vi ew?usp=drivesd k</a>		
					Module 2				
					Module 3				
					Module 4				
				UNIT 2 Theodolite and Tacheometric Surveying	Module 1		Prof.B.Gopalak rishnan, Assistant Professor, <a href="mailto:bgkrishna1982@gmail.com">bgkrishna1982@gmail.com</a> 9944409450	<a href="https://drive.google.com/file/d/1gJB7BMcd41qdHwcaCVBpylwDIpBPzt_t/view">https://drive.google.com/file/d/1gJB7BMcd41qdHwcaCVBpylwDIpBPzt_t/view</a>	
					Module 2			<a href="https://drive.google.com/file/d/1gJ-C54m-YZ1OnTwx0hF GTISvKI dhT-aX/view">https://drive.google.com/file/d/1gJ-C54m-YZ1OnTwx0hF GTISvKI dhT-aX/view</a>	








				Module 3		<a href="https://drive.google.com/file/d/1gFBh1g-cQwv8tO80ApDWsXBilLaYsgvHL/view">https://drive.google.com/file/d/1gFBh1g-cQwv8tO80ApDWsXBilLaYsgvHL/view</a>	
			<b>Unit – 3</b> Control Surveying and Adjustment	Module 1	<b>Prof.S.Ramathilagam</b> /Assistant Professor/ <a href="mailto:ramathilagamsundaram@gmail.com">ramathilagamsundaram@gmail.com</a> <b>9786830374</b>	<a href="https://drive.google.com/file/d/13QCJfp2YN8sJzxH3AiGrytEKERJ7tkj4/view?usp=sharing">https://drive.google.com/file/d/13QCJfp2YN8sJzxH3AiGrytEKERJ7tkj4/view?usp=sharing</a>	
				Module 2		<a href="https://drive.google.com/file/d/1VBabUYXbU8q8Msiknom5JhupitiS0Le_z/view?usp=sharing">https://drive.google.com/file/d/1VBabUYXbU8q8Msiknom5JhupitiS0Le_z/view?usp=sharing</a>	
				Module 3		<a href="https://drive.google.com/file/d/1VBabUYXbU8q8Msiknom5JhupitiS0Le_z/view?usp=sharing">https://drive.google.com/file/d/1VBabUYXbU8q8Msiknom5JhupitiS0Le_z/view?usp=sharing</a>	
				Module 4		<a href="https://drive.google.com/file/d/1VBabUYXbU8q8Msiknom5JhupitiS0Le_z/view?usp=sharing">https://drive.google.com/file/d/1VBabUYXbU8q8Msiknom5JhupitiS0Le_z/view?usp=sharing</a>	
				Module 5		<a href="https://drive.google.com/file/d/138FOggLulX31M-ERD6sszIjWSTI_Hxu/view?usp=sharing">https://drive.google.com/file/d/138FOggLulX31M-ERD6sszIjWSTI_Hxu/view?usp=sharing</a>	









				<p><b>Unit-4</b> Advanced Topics in Surveying</p>	<p>Module -1</p>	<p><b>S.ARUIR SELVI AP/CIVIL aruirselvi@gm ail.com 9751693492</b></p>	<p><a href="https://drive.google.com/file/d/1-ygP4ty1CDov16JG1NL7C3P9aUpYdJHl/view?usp=sharing">https://drive.google.com/file/d/1-ygP4ty1CDov16JG1NL7C3P9aUpYdJHl/view?usp=sharing</a></p>	
				<p>Module -2</p>	<p><a href="https://drive.google.com/file/d/1-V4h1PCF7QsgnTH6I9TLtGEY-9QUIUfq/view?usp=sharing">https://drive.google.com/file/d/1-V4h1PCF7QsgnTH6I9TLtGEY-9QUIUfq/view?usp=sharing</a></p>			
				<p>Module -3</p>	<p><a href="https://drive.google.com/file/d/1DXpTZ40YnEeXazowJzdkiKTWicRMYKNf/view?usp=sharing">https://drive.google.com/file/d/1DXpTZ40YnEeXazowJzdkiKTWicRMYKNf/view?usp=sharing</a></p>			
				<p><b>UNIT 5</b> Modern surveying</p>	<p>Module 1</p>	<p><b>Dr.P.R.Dhevas ena Assistant professor senaadheva@g mail.com 9677989884</b></p>	<p><a href="https://drive.google.com/file/d/12MeMHly6rMI54J_MuA5en6cwxFJe0PqU/view?usp=sharing">https://drive.google.com/file/d/12MeMHly6rMI54J_MuA5en6cwxFJe0PqU/view?usp=sharing</a></p>	
					<p>Module 2</p>		<p><a href="https://drive.google.com/file/d/12O3MwhUOCy9YjLvDUprhyIywmUXHSKFu/view?usp=sharing">https://drive.google.com/file/d/12O3MwhUOCy9YjLvDUprhyIywmUXHSKFu/view?usp=sharing</a></p>	
					<p>Module 3</p>		<p><a href="https://drive.google.com/file/d/12Pw6bLlpTmWGHH9wA-IvxM3b8lMD6vP/view?usp=sharing">https://drive.google.com/file/d/12Pw6bLlpTmWGHH9wA-IvxM3b8lMD6vP/view?usp=sharing</a></p>	

					Module 4		<a href="https://drive.google.com/file/d/12Tlv6gvy_p5W4L_NyFPSvy1-JEIU3-C0/view?usp=sharing">https://drive.google.com/file/d/12Tlv6gvy_p5W4L_NyFPSvy1-JEIU3-C0/view?usp=sharing</a>		
4.	TPGIT, Vellore	CE8391	Construction Materials	Unit – 1	Stone as building material – Criteria for selection – Tests on stones – Deterioration and Preservation of stone work	K. Santhi, APCE, 8144455272, ksanthi77@gmail.com	<a href="https://youtu.be/rEmM73rNF-M">https://youtu.be/rEmM73rNF-M</a>		
					Bricks – Classification – Manufacturing of clay bricks – Tests on bricks – Compressive Strength – Water Absorption – Efflorescence,		K. Candassamy, APCE, 9444734449, candakarti@gmail.com	<a href="https://youtu.be/y7ylogWX7Vc">https://youtu.be/y7ylogWX7Vc</a>	
					Manufacturing of clay bricks			<a href="https://youtu.be/EfSDrXCTUXw">https://youtu.be/EfSDrXCTUXw</a>	
				Unit 2 Lime-Cement- Aggregate- Mortar	Lime	K. Santhi, APCE, 8144455272, ksanthi77@gmail.com	<a href="https://youtu.be/AwkVf0cs220">https://youtu.be/AwkVf0cs220</a>		
					Cement-Ingredients and Manufacturing Process		<a href="https://youtu.be/dTwF2zL0-0I">https://youtu.be/dTwF2zL0-0I</a>		
					Types Of Cement		<a href="https://youtu.be/Ib950nhqyIw">https://youtu.be/Ib950nhqyIw</a>		









				Test On Cement		<a href="https://youtu.be/_ph2CLvMg5o">https://youtu.be/_ph2CLvMg5o</a>	
				Properties Of Cement And Cement Mortar		<a href="https://youtu.be/wG1u4e511ZA">https://youtu.be/wG1u4e511ZA</a>	
				coarse aggregate	<b>K.Candassamy, APCE, 9444734449, candakarti@gmail.com</b>	<a href="https://youtu.be/sy9NVI9MMNc">https://youtu.be/sy9NVI9MMNc</a>	
				Fine aggregate		<a href="https://youtu.be/D7bKRjPGmAA">https://youtu.be/D7bKRjPGmAA</a>	
			<b>Unit 3 Concrete</b>	Mix Specification for Concrete - Ingredients	<b>K. Santhi, APCE, 8144455272, ksanthi77@gmail.com</b>	<a href="https://youtu.be/kV7oL2H_X-Y">https://youtu.be/kV7oL2H_X-Y</a>	
						Ready mixed Concrete	<a href="https://youtu.be/8ZE2XReo3uI">https://youtu.be/8ZE2XReo3uI</a>
			<b>Unit –4 Timber and other materials</b>	Timber	<b>K.Candassamy, APCE, 9444734449, candakarti@gmail.com</b>	<a href="https://youtu.be/C_Nxcl7eW4Q">https://youtu.be/C_Nxcl7eW4Q</a>	
						Steel, Aluminium, Composite panels, Paints and Bitumen	<a href="https://youtu.be/KPPm0UpA1Ek">https://youtu.be/KPPm0UpA1Ek</a>
			<b>Unit 5 Modern Materials</b>	Glass	<b>K.Candassamy, APCE, 9444734449,</b>	<a href="https://youtu.be/tef3ULy6gVk">https://youtu.be/tef3ULy6gVk</a>	









					Ceramics, Clay products and Refractories	<b>candakarti@gmail.com</b>	<a href="https://youtu.be/mab4XJVf7g8">https://youtu.be/mab4XJVf7g8</a>	
					Sealants for joints	<b>K. Santhi, APCE, 8144455272, ksanthi77@gmail.com</b>	<a href="https://youtu.be/xW5lpYD3OOo">https://youtu.be/xW5lpYD3OOo</a>	
				GFRP and Composites	<a href="https://youtu.be/uz5vslStq8I">https://youtu.be/uz5vslStq8I</a>			
				Fiber textile Geo membrane Geo textile	<a href="https://youtu.be/7ut7_d69mOg">https://youtu.be/7ut7_d69mOg</a>			
5	<i>GCE, Dharma puri</i>	<b>CE8393</b>	<b>Engineering Geology</b>	<b>Unit 1</b>	1.Introduction to ENGINEERING GEOLOGY and CE8392 SYLLABUS		SARATHKUMAR .T AP <a href="mailto:sarathgcedpi@gmail.com">sarathgcedpi@gmail.com</a> 9994173171	<a href="https://youtu.be/AIQFB28Rxo8">https://youtu.be/AIQFB28Rxo8</a>
					2.Module 1 BRANCHES OF GEOLOGY AND GEOLOGY IN CIVIL ENGG	<a href="https://youtu.be/JinKYkm0C5s">https://youtu.be/JinKYkm0C5s</a>		
					3.Module 2 STRUCTURE OF EARTH AND ITS COMPOSITION	<a href="https://youtu.be/zRDvpSHnvZg">https://youtu.be/zRDvpSHnvZg</a>		
					4.Module 3 WEATHERING OF ROCKS	<a href="https://youtu.be/mFZhbUjaUGU">https://youtu.be/mFZhbUjaUGU</a>		


					5.Module 4 (PART I) SOILS AND LANDFORMS ASSOCIATED WITH VARIOUS NATURAL AGENTS	<a href="https://youtu.be/oZAv0IOKhHg">https://youtu.be/oZAv0IOKhHg</a>	
					6.Module 4 (PART II) SOILS AND LANDFORMS ASSOCIATED WITH VARIOUS NATURAL AGENTS	<a href="https://youtu.be/QeclMuDo4nI">https://youtu.be/QeclMuDo4nI</a>	
					7.Module 5 PLATE TECTONICS- EARTHQUAKES- SEISMIC ZONES IN INDIA	<a href="https://youtu.be/cMGVY99fMXk">https://youtu.be/cMGVY99fMXk</a>	
			<b>Unit 2</b>		MODULE 1 Introduction to Minerals and Minerology	<a href="https://youtu.be/n5ycBrboldQ">https://youtu.be/n5ycBrboldQ</a>	
					MODULE 2 Part I Physical Properties of Minerals	<a href="https://youtu.be/FddVe_NVnok">https://youtu.be/FddVe_NVnok</a>	
					MODULE 2 Part II Physical Properties of Minerals	<a href="https://youtu.be/2MFICQ5HIE4">https://youtu.be/2MFICQ5HIE4</a>	
					MODULE 3 PART I Quartz and Feldspar Group of Minerals	<a href="https://youtu.be/AjYDKZmtn_M">https://youtu.be/AjYDKZmtn_M</a>	

					MODULE 3 PART II Quartz and Feldspar Group of Minerals	<a href="https://youtu.be/rrPKW_3gvTM">https://youtu.be/rrPKW_3gvTM</a>	
					MODULE 4 PART I Pyroxene and Amphibole Group of Minerals	<a href="https://youtu.be/gXq0xlb9uhw">https://youtu.be/gXq0xlb9uhw</a>	
					MODULE 4 PART II Pyroxene and Amphibole Group of Minerals	<a href="https://youtu.be/4CF6QGPZzEc">https://youtu.be/4CF6QGPZzEc</a>	
					MODULE 5 Calcite and Mica Group of Minerals	<a href="https://youtu.be/I_VNVPkTsIg">https://youtu.be/I_VNVPkTsIg</a>	
					MODULE 6 Clay Minerals and Gypsum	<a href="https://youtu.be/lbwhTZrUQ0s">https://youtu.be/lbwhTZrUQ0s</a>	
				<b>Unit 3</b>	MODULE 1 PART I INTRODUCTION TO ROCKS AND ITS TYPES	<a href="https://youtu.be/IEQYSBH7thk">https://youtu.be/IEQYSBH7thk</a>	
					MODULE 1 PART II INTRODUCTION TO ROCKS AND ITS TYPES	<a href="https://youtu.be/sI9kU9hOhVw">https://youtu.be/sI9kU9hOhVw</a>	
					MODULE 2 PART I ENGINEERING PROPERTIES OF ROCKS	<a href="https://youtu.be/IERRQp4cLtE">https://youtu.be/IERRQp4cLtE</a>	

















				MODULE 2 PART II ENGINEERING PROPERTIES OF ROCKS		<a href="https://youtu.be/9-xKMNMAbe8">https://youtu.be/9-xKMNMAbe8</a>	
				MODULE 3 IGNEOUS ROCKS - GRANITE		<a href="https://youtu.be/J1qtMORoOgM">https://youtu.be/J1qtMORoOgM</a>	
				MODULE 4 IGNEOUS ROCKS - DOLERITE AND BASALT		<a href="https://youtu.be/Nz71Ij03OQA">https://youtu.be/Nz71Ij03OQA</a>	
				MODULE 5 SEDIMENTARY ROCKS - SANDSTONE AND SHALE		<a href="https://youtu.be/RfH1G57BAAI">https://youtu.be/RfH1G57BAAI</a>	
				MODULE 6 SEDIMENTARY ROCKS - LIMESTONE AND LATERITE		<a href="https://youtu.be/onjPwlhbVqE">https://youtu.be/onjPwlhbVqE</a>	
				MODULE 7 METAMORPHIC ROCKS - GNEISS, SCHIST AND QUARTZITE		<a href="https://youtu.be/udzJvKdmyo">https://youtu.be/udzJvKdmyo</a>	
				MODULE 8 METAMORPHIC ROCKS - MARBLE AND SLATE		<a href="https://youtu.be/2EnXUPSn0fi">https://youtu.be/2EnXUPSn0fi</a>	
			<b>Unit 4</b>	Module 01-Structural Geology and Folds	<b>P.Nirmal Assistant Professor</b>	<a href="https://youtu.be/tjwffRfHSh8">https://youtu.be/tjwffRfHSh8</a>	









				Module 02- Faults, Joint and Conformity	<a href="mailto:Nirmalponnam_balam113@gmail.com">Nirmalponnam balam113@gm ail.com</a> 7708013321	<a href="https://youtu.be/wdcQdw9SXs">https://youtu. be/wdcQdw9S Xxs</a>	
				Module 03-Geophysical Method - Gravity and Magnetic Method		<a href="https://youtu.be/s5gZNAc6sRo">https://youtu. be/s5gZNAc6s Ro</a>	
				Module 04-Geophysical Method - Electrical and Seismic Method		<a href="https://youtu.be/ZtGv41hW75U">https://youtu. be/ZtGv41hW 75U</a>	
			<b>Unit 5</b>	Module 01- Remote Sensing , GIS And Its Application		<a href="https://youtu.be/sQ9rxFrSEQ">https://youtu. be/sQ9rxFrSE EQ</a>	
				Module 02-Landslide, Cause And Prevention Methods Of Landslide		<a href="https://youtu.be/Af2b4WbVfpM">https://youtu. be/Af2b4WbV fpM</a>	
				Module 03-Geological Consideration For Tunneling And Mining		<a href="https://youtu.be/YOrS7p3ZyDA">https://youtu. be/YOrS7p3Z yDA</a>	
				Module 04-Coastal Protective Structure		<a href="https://youtu.be/LAfkSnYtrZw">https://youtu. be/LAfkSnYtr Zw</a>	
				Module 05- Dam , Structure Of Dam And Classification Of Dam		<a href="https://youtu.be/FamPCmaeLvQ">https://youtu. be/FamPCma eLvQ</a>	








					Module 06 - Geological Investigation Of Dam And Reservoir		<a href="https://youtu.be/6yWJ06nLY54">https://youtu.be/6yWJ06nLY54</a>	
--	--	--	--	--	---	--	---	---








## II YEAR / III SEMESTER (MECHANICAL)



S. No	College	Subject Code	Subject	Unit	Subtitle	Faculty Name/Desig./ email id/ mob.no	Video Link ( Google drive)	QR Code
1	GCE,Dharmapuri	CE8394	Fluid Mechanics and Machinery	Unit 1	Module 01-Introduction	Gowthaman M Asst. Professor <a href="mailto:gowthy09ce05@gmail.com">gowthy09ce05@gmail.com</a> +919842047390	<a href="https://youtu.be/A9_ikrxe8Pc">https://youtu.be/A9_ikrxe8Pc</a>	
					Module 02 - Units and Dimension		<a href="https://youtu.be/NsGAes6jfBE">https://youtu.be/NsGAes6jfBE</a>	
					Module 03 - Fluid Properties		<a href="https://youtu.be/jV7UZXR2Eac">https://youtu.be/jV7UZXR2Eac</a>	
					Module 04– Continuity Equation		<a href="https://youtu.be/xv4nEhCamXo">https://youtu.be/xv4nEhCamXo</a>	
					Module 05 – Energy Equation		<a href="https://youtu.be/rvExLxUzJKk">https://youtu.be/rvExLxUzJKk</a>	
					Module 06 – Momentum Equation		<a href="https://youtu.be/_eptKwExOfI">https://youtu.be/_eptKwExOfI</a>	

				<b>Unit 2</b>	Module 01-Introduction about Laminar and Turbulent Flow	<a href="https://youtu.be/Ec1NFJK1QRI">https://youtu.be/Ec1NFJK1QRI</a>	
					Module 02 – Hagen Poiseuille’s Equation Derivation	<a href="https://youtu.be/bl9KAK7fV9E">https://youtu.be/bl9KAK7fV9E</a>	
					Module 03 – Numericals Based on Hagen Poiseuille’s Equation	<a href="https://youtu.be/3l-p2KpdB7g">https://youtu.be/3l-p2KpdB7g</a>	
					Module 04 – Introduction about Boundary Layer Theory	<a href="https://youtu.be/CfTi30FoUrE">https://youtu.be/CfTi30FoUrE</a>	
					Module 05 – Classification of Boundary Layer Thickness (Part 01)	<a href="https://youtu.be/pkWhuDycZMw">https://youtu.be/pkWhuDycZMw</a>	
					Module 06 – Classification of Boundary Layer Thickness (Part 02)	<a href="https://youtu.be/Pe0mF29cHGY">https://youtu.be/Pe0mF29cHGY</a>	
					Module 07 – Problems in Boundary Layer Theory	<a href="https://youtu.be/1tRd0YP8oIY">https://youtu.be/1tRd0YP8oIY</a>	
					Module 08 – Major and Minor Losses in Pipe	<a href="https://youtu.be/9TKkdPuAEqM">https://youtu.be/9TKkdPuAEqM</a>	


					Module 09 – HGL & TEL, Pipes in Series & Parallel Connections	<a href="https://youtu.be/2tcu_Qk1nz4">https://youtu.be/2tcu_Qk1nz4</a>	
			<b>Unit 3</b>		Module 01-Introduction to Dimensional Analysis	<a href="https://youtu.be/jUKAR4FgbCc">https://youtu.be/jUKAR4FgbCc</a>	
					Module 02 – Rayleigh’s Method Introduction	<a href="https://youtu.be/ucwjhzoVvig">https://youtu.be/ucwjhzoVvig</a>	
					Module 03 – Problem in Rayleigh’s Method	<a href="https://youtu.be/lAp_vn3PpVA">https://youtu.be/lAp_vn3PpVA</a>	
					Module 04 – Buckingham’s pi Theorem	<a href="https://youtu.be/pE_1sj2fmiA">https://youtu.be/pE_1sj2fmiA</a>	
					Module 05 – Problems in Buckingham’s pi Theorem (Part I)	<a href="https://youtu.be/KvgOg8Crkxs">https://youtu.be/KvgOg8Crkxs</a>	
					Module 06 – Problems in Buckingham’s pi Theorem (Part II)	<a href="https://youtu.be/KvgOg8Crkxs">https://youtu.be/KvgOg8Crkxs</a>	
					Module 07 – Model Analysis and Similitude	<a href="https://youtu.be/u3cfshcFc3s">https://youtu.be/u3cfshcFc3s</a>	

				<b>Unit 4</b>	Module1_ Introduction to reciprocating pumps	<a href="https://www.youtube.com/watch?v=ZNspOktQXy0&amp;feature=youtu.be">https://www.youtube.com/watch?v=ZNspOktQXy0&amp;feature=youtu.be</a>	
					Module2_ Problem in reciprocating pumps	<a href="https://www.youtube.com/watch?v=bRkGMmwpfJQ&amp;feature=youtu.be">https://www.youtube.com/watch?v=bRkGMmwpfJQ&amp;feature=youtu.be</a>	
					Module3_ Introduction to centrifugal pump	<a href="https://www.youtube.com/watch?v=m5gYDt4TIIg&amp;feature=youtu.be">https://www.youtube.com/watch?v=m5gYDt4TIIg&amp;feature=youtu.be</a>	
					Module04_ Velocity triangle for centrifugal pump	<a href="https://www.youtube.com/watch?v=wgfM5cAmJkM&amp;feature=youtu.be">https://www.youtube.com/watch?v=wgfM5cAmJkM&amp;feature=youtu.be</a>	
					Module 5_ problem in centrifugal pump	<a href="https://www.youtube.com/watch?v=9cCLIsPwCI&amp;feature=youtu.be">https://www.youtube.com/watch?v=9cCLIsPwCI&amp;feature=youtu.be</a>	
					Module 6_ specific speed and characteristic curves	<a href="https://www.youtube.com/watch?v=5vTqDoehIKw&amp;feature=youtu.be">https://www.youtube.com/watch?v=5vTqDoehIKw&amp;feature=youtu.be</a>	
				<b>Unit 5</b>	Module 01-Introduction about Turbine, Heads and Efficiency of turbines	<a href="https://youtu.be/4YzF0iLNhzo">https://youtu.be/4YzF0iLNhzo</a>	





					Module 02 – Classification of Turbines	<a href="https://youtu.be/Zhla-DN-Ppw">https://youtu.be/Zhla-DN-Ppw</a>	
					Module 03 – Pelton Turbine Working Principles and Construction Parts of Pelton Turbine	<a href="https://youtu.be/5GsLeoyBIUg">https://youtu.be/5GsLeoyBIUg</a>	
					Module 04 – Francis Turbine Working Principles and Construction Parts of Francis Turbine	<a href="https://youtu.be/E7L2gzX_vnU">https://youtu.be/E7L2gzX_vnU</a>	
					Module 05 – Kaplan Turbine Working Principles and Construction Parts of Kaplan Turbine	<a href="https://youtu.be/AFWYXnRVMBQ">https://youtu.be/AFWYXnRVMBQ</a>	
					Module 06 –  Draft tube, It's type, Theory of Draft tube and Efficiency of Draft tube	<a href="https://youtu.be/1n9GGkFicIA">https://youtu.be/1n9GGkFicIA</a>	
					Module 07 –  Unit Quantities in Turbine	<a href="https://youtu.be/YLym8Ylca7I">https://youtu.be/YLym8Ylca7I</a>	
					Module 08 –  Basics of Velocity Triangle	<a href="https://youtu.be/XISRL8PfnuU">https://youtu.be/XISRL8PfnuU</a>	







					Module 09 – Velocity Triangle for Pelton, Francis and Kaplan Turbine	<a href="https://youtu.be/uahj4-I89g8">https://youtu.be/ uahj4-I89g8</a>	
					Module 10 – Governing Mechanism & Pelton Turbine Governing Mechanism	<a href="https://youtu.be/qJB4u2aesXA">https://youtu.be/ qJB4u2aesXA</a>	






### III YEAR / V SEMESTER (Professional Core)







S. No	College	Subject Code	Subject	Unit	Subtitle	Faculty Name/Desig./ email id/ mob.no	Video Link ( Google drive)	QR Code
1	GCE, Tirunelveli	CE8501	Design of Reinforced Cement Concrete Elements	Unit 1 Introduction	Objective of structural design-Steps in RCC Structural Design Process- Type of Loads on Structures and Load combinations- - Concept of Working Stress Method, Ultimate Load Design and Limit State Design Methods for RCC – Properties of Concrete and Reinforcing Steel - - Limit State philosophy as detailed	Mr. E. Mohamed Najeed/ AP/ <a href="mailto:najeed@gcetly.ac.in">najeed@gcetly.ac.in</a> , 9486909902	<a href="https://drive.google.com/file/d/1xTeAdfWoRjRzQW2F2moeDOcAIp0AL6c/view?usp=sharing">https://drive.google.com/file/d/1xTeAdfWoRjRzQW2F2moeDOcAIp0AL6c/view?usp=sharing</a>	











				in IS code - Advantages of Limit State Method over other methods -			
				Code of practices and Specifications		<a href="https://drive.google.com/file/d/149IckZBYHWbwpotUiJTb82g0NvTHReEq/view?usp=sharing">https://drive.google.com/file/d/149IckZBYHWbwpotUiJTb82g0NvTHReEq/view?usp=sharing</a>	
				Analysis and Design of Singly reinforced Rectangular beams by working stress method		<a href="https://drive.google.com/file/d/1hrgjerhcCPMpZKDR6m_pq1SUCvu1U2MW/view?usp=sharing">https://drive.google.com/file/d/1hrgjerhcCPMpZKDR6m_pq1SUCvu1U2MW/view?usp=sharing</a>	
				Analysis and design of singly reinforced rectangular beams		<a href="https://drive.google.com/file/d/1ywm6keBSfpv_2B4UtDTNhpuC1f5VE_mja/view?usp=sharing">https://drive.google.com/file/d/1ywm6keBSfpv_2B4UtDTNhpuC1f5VE_mja/view?usp=sharing</a>	
				Doubly reinforced rectangular beams by Limit State Method.		<a href="https://drive.google.com/file/d/1HMCpbYOBLR4Ow98CVqFnFt1SuE9ez1M4/view?usp=sharing">https://drive.google.com/file/d/1HMCpbYOBLR4Ow98CVqFnFt1SuE9ez1M4/view?usp=sharing</a>	







				<b>Unit 2</b>	Design of beams	<b>Mr. M. Mohamed Younus/ AP/ mohamedyounus@gcetlv.ac.in , 9751889826</b>	<a href="https://qrgo.page.link/AomGm">https://qrgo.page.link/AomGm</a>	
				<b>Unit 3</b>	Design of slab and staircase		<a href="https://qrgo.page.link/7i22j">https://qrgo.page.link/7i22j</a>	
				<b>Unit 4</b>	Design of columns		<a href="https://qrgo.page.link/wv9sc">https://qrgo.page.link/wv9sc</a>	
				<b>Unit 5</b>	Design of footings		<a href="https://qrgo.page.link/qRPa9">https://qrgo.page.link/qRPa9</a>	
2	ITPGIT, Vellore	CE8502	Structural Analysis I	<b>Unit - 1</b> Stain Energy method	Energy method - Beam part 1	<b>E.Pouunkumar, APCE, 8015602313, pouunkumarelu@gmail.com</b>	<a href="https://www.youtube.com/watch?v=KH24GefJsF0&amp;list=PLdIk0is5wjaVx5sfosetpLU295O-ZxGS&amp;index=1">https://www.youtube.com/watch?v=KH24GefJsF0&amp;list=PLdIk0is5wjaVx5sfosetpLU295O-ZxGS&amp;index=1</a>	
					Energy method - Beam part 2		<a href="https://www.youtube.com/watch?v=wwBd5w6w9Gk&amp;list=PLdIk0is5wjaVx5sfosetpLU295O-ZxGS&amp;index=2">https://www.youtube.com/watch?v=wwBd5w6w9Gk&amp;list=PLdIk0is5wjaVx5sfosetpLU295O-ZxGS&amp;index=2</a>	







					Energy method - Truss		<a href="https://www.youtube.com/watch?v=nP0Kj54PNHo&amp;list=PLdIk0is5wjaVx5sfosetpLU295O-ZxGS&amp;index=4">https://www.youtube.com/watch?v=nP0Kj54PNHo&amp;list=PLdIk0is5wjaVx5sfosetpLU295O-ZxGS&amp;index=4</a>	
					Energy method - Truss		<a href="https://www.youtube.com/watch?v=EkbWVLBAGS8&amp;list=PLdIk0is5wjaVx5sfosetpLU295O-ZxGS&amp;index=5">https://www.youtube.com/watch?v=EkbWVLBAGS8&amp;list=PLdIk0is5wjaVx5sfosetpLU295O-ZxGS&amp;index=5</a>	
					Energy method - Frame part 1		<a href="https://www.youtube.com/watch?v=xwPjWnod2Cw&amp;list=PLdIk0is5wjaVx5sfosetpLU295O-ZxGS&amp;index=4">https://www.youtube.com/watch?v=xwPjWnod2Cw&amp;list=PLdIk0is5wjaVx5sfosetpLU295O-ZxGS&amp;index=4</a>	
					Energy method - Frame part 2		<a href="https://www.youtube.com/watch?v=LbN2ohSmHJc&amp;list=PLdIk0is5wjaVx5sfosetpLU295O-ZxGS&amp;index=5">https://www.youtube.com/watch?v=LbN2ohSmHJc&amp;list=PLdIk0is5wjaVx5sfosetpLU295O-ZxGS&amp;index=5</a>	
					Determinate and Indeterminate structures	Dr. S. Kumaravel, APCE, 94872 70751,	<a href="https://youtu.be/Uqm0ZdxygVU">https://youtu.be/Uqm0ZdxygVU</a>	

				<b>Unit – 2</b> Slope Deflection method	Slope Deflection method	Dr. S. Kumaravel, APCE, 94872 70751,	<a href="https://m.youtube.com/watch?v=2yT3KrTQs4Y">https://m.youtube.com/watch?v=2yT3KrTQs4Y</a>		
				<b>Unit – 3</b> Moment Distribution method	Moment Distribution method		<a href="https://m.youtube.com/watch?v=E-kNAhqh_rY">https://m.youtube.com/watch?v=E-kNAhqh_rY</a>		
			<b>Unit - 4</b> Flexibility Matrix method	Introduction to matrix method of analysis - part 1	Introduction to matrix method of analysis - part 1	<b>E.Pounkumar,</b> <b>APCE,</b> <b>8015602313,</b> <b>pounkumarelu@gmail.com</b>	<a href="https://www.youtube.com/watch?v=XGjFoWYfLOU&amp;list=PLdlkb0is5wjaVx5sfosetpLU295O-ZxGS&amp;index=20">https://www.youtube.com/watch?v=XGjFoWYfLOU&amp;list=PLdlkb0is5wjaVx5sfosetpLU295O-ZxGS&amp;index=20</a>		
				Introduction to matrix method of analysis - part 2			Introduction to matrix method of analysis - part 2	<a href="https://www.youtube.com/watch?v=rT-FGfIe9oU&amp;list=PLdlkb0is5wjaVx5sfosetpLU295O-ZxGS&amp;index=19">https://www.youtube.com/watch?v=rT-FGfIe9oU&amp;list=PLdlkb0is5wjaVx5sfosetpLU295O-ZxGS&amp;index=19</a>	
				Procedure to develop flexibility matrix and example 1			Procedure to develop flexibility matrix and example 1	<a href="https://www.youtube.com/watch?v=9WZ4AnsO7NU&amp;list=PLdlkb0is5wjaVx5sfosetpLU295O-ZxGS&amp;index=18">https://www.youtube.com/watch?v=9WZ4AnsO7NU&amp;list=PLdlkb0is5wjaVx5sfosetpLU295O-ZxGS&amp;index=18</a>	
				Flexibility matrix - Example 2 - part 1			Flexibility matrix - Example 2 - part 1	<a href="https://www.youtube.com/watch?v=cqEIUOxiUFE&amp;list=PLdlkb">https://www.youtube.com/watch?v=cqEIUOxiUFE&amp;list=PLdlkb</a>	









						<a href="https://www.youtube.com/watch?v=NMcwm14Ukf8&amp;list=PLdIk0is5wjaVx5sfosetpLU295O-ZxGS&amp;index=16">Ois5wjaVx5sfosetpLU295O-ZxGS&amp;index=16</a>	
				Flexibility matrix - Example 2 - part 2		<a href="https://www.youtube.com/watch?v=NMcwm14Ukf8&amp;list=PLdIk0is5wjaVx5sfosetpLU295O-ZxGS&amp;index=17">https://www.youtube.com/watch?v=NMcwm14Ukf8&amp;list=PLdIk0is5wjaVx5sfosetpLU295O-ZxGS&amp;index=17</a>	
				Procedure to stiffness matrix and Example 3 - part 1		<a href="https://www.youtube.com/watch?v=HcwTCxxSIdI&amp;list=PLdIk0is5wjaVx5sfosetpLU295O-ZxGS&amp;index=15">https://www.youtube.com/watch?v=HcwTCxxSIdI&amp;list=PLdIk0is5wjaVx5sfosetpLU295O-ZxGS&amp;index=15</a>	
				Procedure to stiffness matrix and Example 3 - part 2		<a href="https://www.youtube.com/watch?v=qx5Jf9cd9a0&amp;list=PLdIk0is5wjaVx5sfosetpLU295O-ZxGS&amp;index=14">https://www.youtube.com/watch?v=qx5Jf9cd9a0&amp;list=PLdIk0is5wjaVx5sfosetpLU295O-ZxGS&amp;index=14</a>	
				Stiffness matrix - Example 4		<a href="https://www.youtube.com/watch?v=Nn5N8zyrOj0&amp;list=PLdIk0is5wjaVx5sfosetpLU295O-">https://www.youtube.com/watch?v=Nn5N8zyrOj0&amp;list=PLdIk0is5wjaVx5sfosetpLU295O-</a>	








						<a href="#">ZxGS&amp;index=13</a>	
				Stiffness matrix - Example 5		<a href="https://www.youtube.com/watch?v=QMkbyWaDeD4&amp;list=PLdIkb0is5wjaVx5sfosetpLU295O-ZxGS&amp;index=12">https://www.youtube.com/watch?v=QMkbyWaDeD4&amp;list=PLdIkb0is5wjaVx5sfosetpLU295O-ZxGS&amp;index=12</a>	
			<b>Unit 5</b> Stiffness Matrix method	Flexibility matrix method of Analysis - General steps		<a href="https://www.youtube.com/watch?v=dAMREEXiGsU&amp;list=PLdIkb0is5wjaVx5sfosetpLU295O-ZxGS&amp;index=11">https://www.youtube.com/watch?v=dAMREEXiGsU&amp;list=PLdIkb0is5wjaVx5sfosetpLU295O-ZxGS&amp;index=11</a>	
				Flexibility matrix method - Analysis of indeterminate beam - Part 1		<a href="https://www.youtube.com/watch?v=QMysNfHIWg&amp;list=PLdIkb0is5wjaVx5sfosetpLU295O-ZxGS&amp;index=10">https://www.youtube.com/watch?v=QMysNfHIWg&amp;list=PLdIkb0is5wjaVx5sfosetpLU295O-ZxGS&amp;index=10</a>	
				Flexibility matrix method - Analysis of indeterminate beam - Part 2		<a href="https://www.youtube.com/watch?v=0-ElOz4lo4c&amp;list=PLdIkb0is5wjaVx5sfosetpLU295O-ZxGS&amp;index=9">https://www.youtube.com/watch?v=0-ElOz4lo4c&amp;list=PLdIkb0is5wjaVx5sfosetpLU295O-ZxGS&amp;index=9</a>	







					Flexibility matrix method - Analysis of indeterminate frames		<a href="https://www.youtube.com/watch?v=Oq27h9KaZPI&amp;list=PLdIkb0is5wjaVx5sfosetpLU295O-ZxGS&amp;index=6">https://www.youtube.com/watch?v=Oq27h9KaZPI&amp;list=PLdIkb0is5wjaVx5sfosetpLU295O-ZxGS&amp;index=6</a>	
					Flexibility matrix method - Analysis of indeterminate truss		<a href="https://www.youtube.com/watch?v=60jk_3xTR6s&amp;list=PLdIkb0is5wjaVx5sfosetpLU295O-ZxGS&amp;index=7">https://www.youtube.com/watch?v=60jk_3xTR6s&amp;list=PLdIkb0is5wjaVx5sfosetpLU295O-ZxGS&amp;index=7</a>	
					Stiffness matrix method of analysis - General steps		<a href="https://www.youtube.com/watch?v=oAm0Q9U9BFI&amp;list=PLdIkb0is5wjaVx5sfosetpLU295O-ZxGS&amp;index=8">https://www.youtube.com/watch?v=oAm0Q9U9BFI&amp;list=PLdIkb0is5wjaVx5sfosetpLU295O-ZxGS&amp;index=8</a>	
					Stiffness matrix method of analysis of frames		<a href="https://youtu.be/9aXFoJcumwI">https://youtu.be/9aXFoJcumwI</a>	
							<a href="https://youtu.be/i-Ds7gZAav8">https://youtu.be/i-Ds7gZAav8</a>	
3	GCE, Thanjavur	EN8491	Water Supply Engineering	Unit - 1	Module –I sources of water, planning, objectives, importance and necessity of water supply system	T.Kavimani / APCE/ <a href="mailto:tkavimani@gmail.com">tkavimani@gmail.com</a> / <a href="http://ail.com/">ail.com/</a> 9994229546	<a href="https://youtu.be/SRMmbQWYEW">https://youtu.be/SRMmbQWYEW</a>	






					Module –II Water Demand, Per Capita Demand, Factors Affecting Per Capita Demand and Design Period	<a href="https://youtu.be/GFn9dkKhRg0">https://youtu.be/ GFn9dkKhRg0</a>	
					Module –III Population Forecasting, Sources Of Water Surface Sources, Sub surface Sources	<a href="https://youtu.be/G7RINAmGYuQ">https://youtu.be/ G7RINAmGYu Q</a>	
					Module -IV Quality of Water, Characteristics of Water, Short and Essay Type Questions	<a href="https://youtu.be/sp-vU8Y4yFg">https://youtu.be/ sp-vU8Y4yFg</a>	
				<b>Unit - 2</b>	<b>Module –I</b> Water Supply – Intake Structures	<a href="https://youtu.be/p920Dzsjp6w">https://youtu.be/ p920Dzsjp6w</a>	
					<b>Module –II</b> Conveyance of Water, Pipes and Conduits for Water, Pipe Materials and Functions	<a href="https://youtu.be/7sazSSQUfBM">https://youtu.be/ 7sazSSQUfBM</a>	
					<b>Module –III</b> Joints, Types of Joints, Laying, Hydraulic of flow in pipes, Design of pipes and Testing of pipes	<a href="https://youtu.be/ghemUGIC8_o">https://youtu.be/ ghemUGIC8_o</a>	







					<b>Module –IV</b> Pipe Appurtenances and Pumps		<a href="https://youtu.be/kd8ylhchY00">https://youtu.be/kd8ylhchY00</a>		
			<b>Unit – 3</b> Water Treatments	1 - Introduction	<b>Dr. PL. Senthilkumar</b> Asst. Professor <a href="mailto:toopls@gmail.com">toopls@gmail.com</a> 9790121611	<a href="https://youtu.be/dt9wNMZGOL4">https://youtu.be/dt9wNMZGOL4</a>			
				2 - Screening				<a href="https://youtu.be/P-z0-RXYPFQ">https://youtu.be/P-z0-RXYPFQ</a>	
				3 - coagulation and clariflocculation				<a href="https://youtu.be/wCrXCA418U">https://youtu.be/wCrXCA418U</a>	
				4 - Plate and tube settlers				<a href="https://youtu.be/0kdB6rWxM6k">https://youtu.be/0kdB6rWxM6k</a>	
				5 - Pulsator				<a href="https://youtu.be/LeQQvPF0iTU">https://youtu.be/LeQQvPF0iTU</a>	
				6 – Slow sand filter				<a href="https://youtu.be/XpUvrD60vDs">https://youtu.be/XpUvrD60vDs</a>	
				7 – Rapid Gravity Filters				<a href="https://youtu.be/mHRV4hrTx3o">https://youtu.be/mHRV4hrTx3o</a>	

					8 - Disinfection	<a href="https://youtu.be/gkrjt77Xtj0">https://youtu.be/gkrjt77Xtj0</a>	
					9 – Residual management, Operation and maintenance	<a href="https://youtu.be/pCyr2cJ7Xk">https://youtu.be/pCyr2cJ7Xk</a>	
			<b>Unit – 4</b> Advanced Water Treatments		1. Introduction	<a href="https://youtu.be/5JmkKM1VnJ0">https://youtu.be/5JmkKM1VnJ0</a>	
					2. Hardness removal in water	<a href="https://youtu.be/l6RhaoZNMw">https://youtu.be/l6RhaoZNMw</a>	
					3. Desalinitation	<a href="https://youtu.be/EjAZ7H2ObCY">https://youtu.be/EjAZ7H2ObCY</a>	
					4. Iron and Manganese removal	<a href="https://youtu.be/EtN8ggaZKdE">https://youtu.be/EtN8ggaZKdE</a>	
					5. Adsorption	<a href="https://youtu.be/zOCsejEE3xI">https://youtu.be/zOCsejEE3xI</a>	




					6. De-fluoridation		<a href="https://youtu.be/9B2e5GEwPSQ">https://youtu.be/9B2e5GEwPSQ</a>	
					7. Residual management, Operation and maintenance		<a href="https://youtu.be/7pgQs7BXWe8">https://youtu.be/7pgQs7BXWe8</a>	
				<b>Unit - 5</b>	<b>Module 1 Water Distribution and Supply</b>	<b>S.Sumathi Asst. Professor &amp; Head /civil Engg. <a href="mailto:sumathigce@gmail.com">sumathigce@gmail.com</a> 9865193599</b>	<a href="https://www.youtube.com/watch?v=ctpar0Mwck4&amp;t=340s">https://www.youtube.com/watch?v=ctpar0Mwck4&amp;t=340s</a>	
					<b>Module-2-Water Distribution Networks, design</b>		<a href="https://www.youtube.com/watch?v=yLhoat7QlzQ">https://www.youtube.com/watch?v=yLhoat7QlzQ</a>	
					<b>Module -3 Water supply appurtenances, house service connection.</b>		<a href="https://www.youtube.com/watch?v=swYmbbb5VBc">https://www.youtube.com/watch?v=swYmbbb5VBc</a>	
				4	<i>GCE, Tirunelveli</i>	<i>CE8591</i>	<b>Foundation Engineering</b>	Unit -1 site investigation and selection of foundation
2) Methods of soil exploration	<a href="https://drive.google.com/file/d/1ooQS7a-TjFrjgIu_eLoIToliMaDxj1V/view?usp=sharing">https://drive.google.com/file/d/1ooQS7a-TjFrjgIu_eLoIToliMaDxj1V/view?usp=sharing</a>							



					3). Methods of soil exploration		<a href="https://drive.google.com/file/d/1XM1M3njBpn5oWcR7aSScjK1rJDJsBjXi/view?usp=sharing">https://drive.google.com/file/d/1XM1M3njBpn5oWcR7aSScjK1rJDJsBjXi/view?usp=sharing</a>	
					4) Sampling methods	<b>Prof. M.Sasi Rekha</b> , APCE sasirekha@gcetly.ac.in 9500749914	<a href="https://drive.google.com/file/d/1wPHmS3GrwFzZUzlyEHlq2bYw_7rwtIa/view?usp=sharing">https://drive.google.com/file/d/1wPHmS3GrwFzZUzlyEHlq2bYw_7rwtIa/view?usp=sharing</a>	
					5) Types of samplers		<a href="https://drive.google.com/file/d/1JlVx1zW9Ci3mRrqZANdOoTstDID5MO1z/view?usp=sharing">https://drive.google.com/file/d/1JlVx1zW9Ci3mRrqZANdOoTstDID5MO1z/view?usp=sharing</a>	
					6) Standard penetration test	<b>Prof. T. Seethalakshmi</b> , APCE seethalakshmi@gcetly.ac.in 9976725321	<a href="https://drive.google.com/file/d/1H3rBR4nOYFxpDhlkiyCm_OEzYQnIRgTo/view?usp=sharing">https://drive.google.com/file/d/1H3rBR4nOYFxpDhlkiyCm_OEzYQnIRgTo/view?usp=sharing</a>	
					7. Static cone penetration test, bore log and selection of foundation		<a href="https://drive.google.com/file/d/15OCEs83byB7RyCuA-">https://drive.google.com/file/d/15OCEs83byB7RyCuA-</a>	

							<a href="https://drive.google.com/drive/folders/1EX1Q6yUWSwa4EwZuWM_ck2Z66_pkf07T?usp=sharing">HmWy75Lht M4tW43/view ?usp=sharing</a>	
				<b>Unit 2 Shallow Foundation</b>	Module 1- Types of foundation, Location and depth of foundation.		<a href="https://drive.google.com/drive/folders/1EX1Q6yUWSwa4EwZuWM_ck2Z66_pkf07T?usp=sharing">https://drive.google.com/drive/folders/1EX1Q6yUWSwa4EwZuWM_ck2Z66_pkf07T?usp=sharing</a>	
			Module 2- Bearing capacity.					
			Module 3- Bearing capacity- Ultimate bearing capacity and Effect of water table.					
			Module 4- Bearing capacity- Effect of water table					
			Module 5- Bearing capacity- Types of failure, IS codal provisions and bearing capacity from in-situ test [SPT]					
			Module 6- Bearing capacity- Types of failure, IS codal provisions and bearing capacity from in-situ test [SPT& CPT]					
			Module 7- Bearing capacity from plate load test.					



				<p>Module 8- Factors affecting the bearing capacity of soil.</p> <p>Module 9- Contact pressure distribution</p> <p>Module 10- Settlement.</p>			
			<p><b>Unit 3</b> Footings and Rafts</p>	<p>Types of Isolated Footings</p> <p>Proportioning of Footing 1 – Proportioning of Combined rectangular and trapezoidal footings</p> <p>Proportioning of Footing 2 – Strap footing, Mat Foundation , its types and Floating foundation</p>	<p><b>Prof. T. Seethalakshmi</b>, APCE <a href="mailto:seethalakshmi@gcetly.ac.in">seethalakshmi@gcetly.ac.in</a>, 9976725321</p>	<p><a href="https://drive.google.com/drive/folders/1zLGI5ztSFH-F08jIPwiXIk3BRQ1Tos-T?usp=sharing">https://drive.google.com/drive/folders/1zLGI5ztSFH-F08jIPwiXIk3BRQ1Tos-T?usp=sharing</a></p>	
			<p><b>Unit 4</b></p>	<p>Module 1 – Module 4</p>	<p><b>Prof. M.Sasi Rekha</b>, APCE <a href="mailto:sasirekha@gcetly.ac.in">sasirekha@gcetly.ac.in</a> 9500749914</p>	<p><a href="https://drive.google.com/drive/folders/18XWJ39txxuU7KzcFV4Qg4JYtdS8yxtu4?usp=sharing">https://drive.google.com/drive/folders/18XWJ39txxuU7KzcFV4Qg4JYtdS8yxtu4?usp=sharing</a></p>	
			<p><b>Unit 5</b></p>	<p>Module 1 to Module 4</p>	<p><b>Prof. T. Seethalakshmi</b>, APCE <a href="mailto:seethalakshmi@gcetly.ac.in">seethalakshmi@gcetly.ac.in</a>, 9976725321</p>	<p><a href="https://drive.google.com/drive/folders/17A7-ypT_g_F2ElgUIIsYFSBieXGP--IW?usp=sharing">https://drive.google.com/drive/folders/17A7-ypT_g_F2ElgUIIsYFSBieXGP--IW?usp=sharing</a></p>	

### III YEAR / V SEMESTER (Professional Elective)









S. No	College	Subject Code	Subject	Unit	Subtitle	Faculty Name/Desig./ email id/ mob.no	Video Link ( Google drive)	QR Code
1	GCE, Tirunelveli	GI8014	Geographic Information System	Unit-1	Topic 1- Introduction to GIS Topic 2- Coordinate system, definition and components of GIS Topic 3- Types of data and GIS software	Mr. B. Venkatesh/ AP/ <a href="mailto:tskbvenkat@gmail.com">tskbvenkat@gmail.com</a> , 8870542624	<a href="https://drive.google.com/drive/folders/1j3Zyp4xxB19Wpt12hB4c6Kqb5HHLpMge">https://drive.google.com/drive/folders/1j3Zyp4xxB19Wpt12hB4c6Kqb5HHLpMge</a>	
				Unit - 2	Module 1 – Module 3		<a href="https://drive.google.com/drive/folders/1rIxppMLMTlx6aTAa5QaZSmNa_eLUnd">https://drive.google.com/drive/folders/1rIxppMLMTlx6aTAa5QaZSmNa_eLUnd</a>	
				Unit - 3	Module 1 &Module 2		<a href="https://drive.google.com/drive/folders/1eqVNB8GxcxokDL826cGgoVgwvhgbTZ1u">https://drive.google.com/drive/folders/1eqVNB8GxcxokDL826cGgoVgwvhgbTZ1u</a>	








				<b>Unit - 4</b>	Module 1		<a href="https://drive.google.com/drive/folders/1gRmpW3hnV9nmzFTogSW3VF0N-cg4-BY">https://drive.google.com/drive/folders/1gRmpW3hnV9nmzFTogSW3VF0N-cg4-BY</a>	
				<b>Unit - 5</b>	Module 1		<a href="https://drive.google.com/drive/folders/1TAkrOB0Z8kUORxUJ6nwClIo4Z6Nq6XhF">https://drive.google.com/drive/folders/1TAkrOB0Z8kUORxUJ6nwClIo4Z6Nq6XhF</a>	







### III YEAR / V SEMESTER (Open Elective)






S. No	College	Subject Code	Subject	Unit	Subtitle	Faculty Name/Desig./ email id/ mob.no	Video Link ( Google drive)	QR Code
1	GCE, Srirangam	OAI551	Environment and Agriculture (#)	<b>UNIT 1</b> Environmental Concerns	Module 1	Prof.M.Banu Priya / Prof.S.Ramathilagam /Assistant Professor/ <a href="mailto:ramathilagamsundaram@gmail.com">ramathilagamsundaram@gmail.com</a> , 9786830374	<a href="https://drive.google.com/file/d/1FVkc5krjE6Z4OFXsNR13ElyfA2hL8L4h/view?usp=sharing">https://drive.google.com/file/d/1FVkc5krjE6Z4OFXsNR13ElyfA2hL8L4h/view?usp=sharing</a>	
					Module 2		<a href="https://drive.google.com/file/d/1uxsoAP9MRuUqC7-olDW6e8_fH4Svw3a/view?usp=sharing">https://drive.google.com/file/d/1uxsoAP9MRuUqC7-olDW6e8_fH4Svw3a/view?usp=sharing</a>	









				Module 3		<a href="https://drive.google.com/file/d/1EW5TwKeIweis42Vn8Yr_6dA1Ua7Ono75/view?usp=sharing">https://drive.google.com/file/d/1EW5TwKeIweis42Vn8Yr_6dA1Ua7Ono75/view?usp=sharing</a>		
GCE, Bodi				<b>Unit 2</b>	Environmental Impacts on Irrigation Development and Watersheds	<b>Mr. R. REGUPATHI</b> Assistant Professor, <a href="mailto:regu.civil@gmail.com">regu.civil@gmail.com</a>	<a href="https://www.youtube.com/watch?v=V5v0GrWeNmM&amp;t=398s">https://www.youtube.com/watch?v=V5v0GrWeNmM&amp;t=398s</a>	
					Mechanized Agriculture		<a href="https://www.youtube.com/watch?v=dMmZT_zWEXo&amp;t=23s">https://www.youtube.com/watch?v=dMmZT_zWEXo&amp;t=23s</a>	
					Erosion and problems of deposition in irrigation systems		<a href="https://www.youtube.com/watch?v=FbTNfvHWC7c&amp;t=16s">https://www.youtube.com/watch?v=FbTNfvHWC7c&amp;t=16s</a>	
					Agriculture Versus Urban impacts		<a href="https://www.youtube.com/watch?v=wXJh95iUXvM&amp;t=29s">https://www.youtube.com/watch?v=wXJh95iUXvM&amp;t=29s</a>	
				<b>Unit 3</b>	Global warming and changing environment		<a href="https://www.youtube.com/watch?v=SKp68ULk0IM&amp;t=136s">https://www.youtube.com/watch?v=SKp68ULk0IM&amp;t=136s</a>	
					Ecosystem changes		<a href="https://www.youtube.com/watch?v=ZczPIDQ7G8k&amp;t=236s">https://www.youtube.com/watch?v=ZczPIDQ7G8k&amp;t=236s</a>	
					Water scarcity		<a href="https://www.youtube.com/watch?v=6qWmfMOKrM0&amp;t=125s">https://www.youtube.com/watch?v=6qWmfMOKrM0&amp;t=125s</a>	









				Desertification		<a href="https://www.youtube.com/watch?v=wn8FSAYgyNQ&amp;t=494s">https://www.youtube.com/watch?v=wn8FSAYgyNQ&amp;t=494s</a>			
GCE, Thanjavur				<b>Unit 4-</b> Ecological Diversity and Agriculture	S.Sumathi / APCE &Head &K.Sivakumar, APCE(Adhoc)/ <a href="mailto:sumathigce@gmail.com">sumathigce@gmail.com</a> / 9080889135				
				<b>Module –I</b> Ecological Diversity, Wild Life and Agriculture				<a href="https://youtu.be/aPBwvk0IPak">https://youtu.be/aPBwvk0IPak</a>	
				<b>Module –II</b> Pollination crisis				<a href="https://youtu.be/OhV-3wXI6dY">https://youtu.be/OhV-3wXI6dY</a>	
				<b>Module –III</b> Ecological farming principles, forest fragmentation and agriculture				<a href="https://youtu.be/oKsFjzON_hs">https://youtu.be/oKsFjzON_hs</a>	
				<b>Module –IV</b> Agricultural biotechnology concerns	<a href="https://youtu.be/BHmx1XOXVmk">https://youtu.be/BHmx1XOXVmk</a>				
				<b>Unit - 5</b>	Furnishes details on emerging issues of Global environmental Governance			<a href="https://youtu.be/BYf4TmL-zJA">https://youtu.be/BYf4TmL-zJA</a>	
	Alternate culture systems	<a href="https://youtu.be/RF5OtwzXGq8">https://youtu.be/RF5OtwzXGq8</a>							








					Mega farms and vertical farms		<a href="https://youtu.be/fgs0V-QbuFU">https://youtu.be/fgs0V-QbuFU</a>	
					Virtual water trade and its impacts on local environment		<a href="https://youtu.be/Wv-VIpoCSdE">https://youtu.be/Wv-VIpoCSdE</a>	
					Agricultural environment policies and its impacts		<a href="https://youtu.be/jWjqqygohFk0">https://youtu.be/jWjqqygohFk0</a>	
					Sustainable agriculture		<a href="https://youtu.be/3ZJJB0msuQU">https://youtu.be/3ZJJB0msuQU</a>	
2	GCE, Tirunelveli.	<i>OCE551</i>	<b>Air pollution and control Engineering</b>	<b>Unit – 1</b> Introduction	Sources of air pollution and classification of air pollutant, Effect of air pollution on human being, vegetation and material	<b>Dr. S. Sidhardhan / HOD/civil &amp; Ms. J. Jayasurya/ TAP, <a href="mailto:sidhardhan@gcetly.ac.in">sidhardhan@gcetly.ac.in</a>, 9443507459</b>	<a href="https://drive.google.com/file/d/1fo7daEPh2v01B2brSsi3Xk_oQfRdkvw/view?usp=sharing">https://drive.google.com/file/d/1fo7daEPh2v01B2brSsi3Xk_oQfRdkvw/view?usp=sharing</a>	
				<b>Unit – 2</b> Meteorology	Effects of meteorology on air pollution , Atmospheric stability, Plume		<a href="https://drive.google.com/file/d/1dBMP1rgByHesnq_4KQh0yECqafJLkj0Q/view">https://drive.google.com/file/d/1dBMP1rgByHesnq_4KQh0yECqafJLkj0Q/view</a>	








				behavior and dispersion model.		
			<b>Unit – 3</b> Control of Particulate pollutant	Gravity settling chamber and Cyclone separator	<a href="https://drive.google.com/file/d/1VVzDmDlxc65rWJrTZKe5PaXvfJMu3BWe/view?usp=sharing">https://drive.google.com/file/d/1VVzDmDlxc65rWJrTZKe5PaXvfJMu3BWe/view?usp=sharing</a>	
				Electrostatic precipitator	<a href="https://drive.google.com/file/d/1UzYwQlvtTIRagyxPBg-D2hs6cUZ3RIGA/viewew">https://drive.google.com/file/d/1UzYwQlvtTIRagyxPBg-D2hs6cUZ3RIGA/viewew</a>	
				Fabric filter	<a href="https://drive.google.com/file/d/1nd1_lwvfvoRnoJnSKMKdeQVxtE7IGCSD/view">https://drive.google.com/file/d/1nd1_lwvfvoRnoJnSKMKdeQVxtE7IGCSD/view</a>	
			<b>Unit -4</b> Control of Gaseous pollutant	Absorption, Adsorption, Condensation, Incineration and bio filters	<a href="https://drive.google.com/drive/u/2/folders/1_DItf8Whhye2QuJP7he5qe5F-YgS1IUD">https://drive.google.com/drive/u/2/folders/1_DItf8Whhye2QuJP7he5qe5F-YgS1IUD</a>	
			<b>Unit -5</b> Indoor air pollution and Noise pollution	Indoor Air pollution, Sick building syndrome, Noise pollution source, effect and control.	<a href="https://drive.google.com/drive/u/2/folders/1igBOS9cJoU0QHI M4uXGd0-YwhCJoA-dc">https://drive.google.com/drive/u/2/folders/1igBOS9cJoU0QHI M4uXGd0-YwhCJoA-dc</a>	

## IV YEAR / VII SEMESTER (Professional Core)









S. No	College	Subject Code	Subject	Unit	Subtitle	Faculty Name/Desig./ email id/ mob.no	Video Link ( Google drive)	QR Code
1.	GCE, Thanjavur	CE8701	Estimation, Costing and Valuation Engineering	Unit –I Quantity surveying	Module –I Philosophy ,purpose, methods of estimation	Dr.S.Selvamuthuk umar/APCE / <a href="mailto:ssmkau2007@gmail.com">ssmkau2007@gmail.com</a> / <a href="http://ail.com/">ail.com/</a> 9443527191	<a href="https://youtu.be/XUcE8CkW7E8">https://youtu.be/XUcE8CkW7E8</a>	
					Module –II Estimation of quantites for building		<a href="https://youtu.be/Imltepu6vGg">https://youtu.be/Imltepu6vGg</a>	
					Module – III Estimation of Quantities Other Structures		<a href="https://youtu.be/d2orx-3Bsvg">https://youtu.be/d2orx-3Bsvg</a>	
					Module – IV Estimation of Quantities Problems		<a href="https://youtu.be/pF1aAH3du_M">https://youtu.be/pF1aAH3du_M</a>	
				Unit –2 Rate analysis and costing	Module –I Standard Data Observed Data Schedule of rates Market rates		<a href="https://youtu.be/G5MelIALk-E">https://youtu.be/G5MelIALk-E</a>	
					Module –II Standard Data for Man Hours and Machineriesfor common civil works		<a href="https://youtu.be/UmNCvMZIUO4">https://youtu.be/UmNCvMZIUO4</a>	










					Module –III labour Required for Different Works	<a href="https://youtu.be/i9K2AQKBlyY">https://youtu.be/i9K2AQKBlyY</a>	
					Module –IV Rate Analysis for all Building works	<a href="https://youtu.be/8q9a5TQLmaw">https://youtu.be/8q9a5TQLmaw</a>	
					Module –V Rate Analysis for all Building works	<a href="https://youtu.be/BwH0LgAEm3M">https://youtu.be/BwH0LgAEm3M</a>	
					Module –VI Rate Analysis for all Building works	<a href="https://youtu.be/BBQKV0_hvX8">https://youtu.be/BBQKV0_hvX8</a>	
					Module –VII Rate Analysis for all Building works	<a href="https://youtu.be/F-gbwnEvbRw">https://youtu.be/F-gbwnEvbRw</a>	
					Module –VIII Rate Analysis for all Building works	<a href="https://youtu.be/FEzJ6GXlv_Y">https://youtu.be/FEzJ6GXlv_Y</a>	
					Module –IX Rate Analysis for canal work	<a href="https://youtu.be/VWEZug9kATA">https://youtu.be/VWEZug9kATA</a>	
					Module –X Rate Analysis for Road work	<a href="https://youtu.be/3R234FiW_AY">https://youtu.be/3R234FiW_AY</a>	








				<b>Unit - 3</b>	Module –I Specification, Detailed and General Specification, Types of Specification	<a href="https://youtu.be/S15pVhv0QSQ">https://youtu.be/S15pVhv0QSQ</a>	
					Module –II Tenders types, e-tendering principals of report preparation	<a href="https://youtu.be/JkKJ-Usr0do">https://youtu.be/JkKJ-Usr0do</a>	
			<b>Unit - 4</b>	Module –I Contract, Types of contracts, Formation of contract	<a href="https://youtu.be/0jqaeLn3AKg">https://youtu.be/0jqaeLn3AKg</a>		
				Module –II Contract condition	<a href="https://youtu.be/Owi0EEFhZsQ">https://youtu.be/Owi0EEFhZsQ</a>		
				Module –III Contract for labour, material, design, construction	<a href="https://youtu.be/Q0PC1GXI8uk">https://youtu.be/Q0PC1GXI8uk</a>		
				Module –IV Drafting of contract documents based on IBRD / MORTH Standard bidding documents	<a href="https://youtu.be/4Hd1nL2gyrw">https://youtu.be/4Hd1nL2gyrw</a>		
				Module –V Construction contracts – Contract problems	<a href="https://youtu.be/BuDp4SO4fcg">https://youtu.be/BuDp4SO4fcg</a>		









					Module –VI Arbitration and legal requirements		<a href="https://youtu.be/Kq8BiMiKtf4">https://youtu.be/Kq8BiMiKtf4</a>	
				<b>Unit - 5</b>	Module –I Valuation	Mrs. E. AARTH Asst. Professor/ <a href="mailto:aarthy006t@gmail.com">aarthy006t@gmail.com</a> 9698970406	<a href="https://youtu.be/W7XhnXNNpPo">https://youtu.be/W7XhnXNNpPo</a>	
2	TPGIT, Vellore	CE8702	<b>Railways, Airports, Docks and Harbour</b>	<b>Unit - 1</b> Railway Planning and Constructio n	Introduction to Railway	<b>DV Vidhyasagar, APCE, 9655210958, desiya.sagar@gmail .com</b>	<a href="https://youtu.be/Ha-zd09ANE">https://youtu.be/Ha - zd09ANE</a>	
					Railway Planning		<a href="https://youtu.be/J6DBsG4EF0">https://youtu.be/J6D- BsG4EF0</a>	
					Fixtures and Fastenings		<b>K.Prashanthini, APCE, 9489429055</b>	<a href="https://youtu.be/DEsfQpHUP4U">https://youtu.be/DEsf QpHUP4U</a>
				<b>Unit - 2</b> Railway constructio n and Maintenanc e	Signals in Railways	<b>K.Prashanthini, APCE, 9489429055</b>	<a href="https://www.youtube.com/watch?v=CysC7_E8Jmc">https://www.youtube. com/watch?v=CysC7- E8Jmc</a>	
					Railway Stations		<a href="https://www.youtube.com/watch?v=KzOkbEYWPjU">https://www.youtube. com/watch?v=KzOk bEYWPjU</a>	
					Track Drainage		<a href="https://www.youtube.com/watch?v=uNiJssUm5Xc">https://www.youtube. com/watch?v=uNiJss Um5Xc</a>	





					Railway track construction & Maintenance		<a href="https://www.youtube.com/watch?v=uRpVI8206VE&amp;feature=youtu.be">https://www.youtube.com/watch?v=uRpVI8206VE&amp;feature=youtu.be</a>	
				<b>Unit -3</b> Airport Planning	Airport Planning-Site Selection	<b>K.Prashanthini,</b> <b>APCE, 9489429055</b>	<a href="https://www.youtube.com/watch?v=NKgXBJv8w4g">https://www.youtube.com/watch?v=NKgXBJv8w4g</a>	
					Airport Planning - components, characteristics, layout		<a href="https://www.youtube.com/watch?v=sIzCP8on7IM">https://www.youtube.com/watch?v=sIzCP8on7IM</a>	
					Air Transport characteristics, Classification, ICAO stipulations	<b>DV Vidhyasagar,</b> <b>APCE, 9655210958,</b> <b>desiya.sagar@gmail.com</b>	<a href="https://youtu.be/HV_DuEYvFYo">https://youtu.be/HV_DuEYvFYo</a>	
					<b>Unit – 4</b> Airport Design	Elements of Taxiway and Design of Taxiway	<b>K.Prashanthini,</b> <b>APCE, 9489429055</b>	<a href="https://www.youtube.com/watch?v=DmBOnQouB-4">https://www.youtube.com/watch?v=DmBOnQouB-4</a>
				Runway and Taxiway Markings	<a href="https://www.youtube.com/watch?v=TF5bx116mqg&amp;t=12s">https://www.youtube.com/watch?v=TF5bx116mqg&amp;t=12s</a>			
Airport Zones	<a href="https://www.youtube.com/watch?v=3Sbq3zim6jQ">https://www.youtube.com/watch?v=3Sbq3zim6jQ</a>							
Runway length	<b>DV Vidhyasagar,</b> <b>APCE, 9655210958,</b> <b>desiya.sagar@gmail.com</b>	<a href="https://youtu.be/PIAI8UOfak">https://youtu.be/PIAI8UOfak</a>						
Runway Orientation		<a href="https://youtu.be/c1sMfXCoU9I">https://youtu.be/c1sMfXCoU9I</a>						





					Wind rose diagram		<a href="https://youtu.be/mZ393pnIzeQ">https://youtu.be/mZ393pnIzeQ</a>	
				<b>Unit -5</b> Harbour Engineering	Basic terms in Harbour	<b>DV Vidhyasagar,</b> <b>APCE, 9655210958,</b> <b>desiya.sagar@gmail</b> <b>.com</b>	<a href="https://youtu.be/vMGLEIR5gio">https://youtu.be/vMGLEIR5gio</a>	
			Classification		<a href="https://youtu.be/5UqKyTBqISk">https://youtu.be/5UqKyTBqISk</a>			
			Quay, Fenders, dolphins, landing space		<b>K.Prashanthini,</b> <b>APCE, 9489429055</b>	<a href="https://youtu.be/p9zLIHuWimg">https://youtu.be/p9zLIHuWimg</a>		
			Coastal regulation zone 2011			<a href="https://youtu.be/xd2168Xwnkg">https://youtu.be/xd2168Xwnkg</a>		
3	GCE, Thanjavur	CE8703	Structural Design and Drawing	<b>Unit – 1</b> Retaining wall	<b>Module –I</b> Introduction of Cantilever retaining wall and design parameters	<b>V.Ramya / APCE</b> <b>/</b> <a href="mailto:ramyajoolie@gmail.com">ramyajoolie@gmail.com/</a> <b>8838470760</b>	<a href="https://youtu.be/hzqoYQqwp98">https://youtu.be/hzqoYQqwp98</a>	
					<b>Module –II</b> Design of cantilever retaining wall		<a href="https://youtu.be/lwEXxqe0oTg">https://youtu.be/lwEXxqe0oTg</a>	
					<b>Module –III</b> Design of Counter fort retaining wall		<a href="https://youtu.be/Y0J463-dqQA">https://youtu.be/Y0J463-dqQA</a>	
				<b>Unit - 2</b> Flat Slabs & Bridges	Module 1- introduction of Flat Slabs		<a href="https://youtu.be/a6gNiiXfa6w">https://youtu.be/a6gNiiXfa6w</a>	








				Module 2-Design of Flat Slabs (Interior Panel)		<a href="https://youtu.be/NaX9racheEk">https://youtu.be/NaX9racheEk</a>	
				Module 3-Design of Flat Slabs (Exterior Panel)		<a href="https://youtu.be/_F9WGvpifR0">https://youtu.be/_F9WGvpifR0</a>	
				Module 4- Introduction and Design of RC Deck Slab Bridges		<a href="https://youtu.be/wHfensoYA9Q">https://youtu.be/wHfensoYA9Q</a>	
			<b>Unit 3</b> Liquid storage structures	Module I Introduction, code provision, design aspects of water tank	<b>R.Vivekanandan /APCE</b> <a href="mailto:rvivekanandan.vivek4@gmail.com">rvivekanandan.vivek4@gmail.com</a> / 7010089961	<a href="https://qrgo.page.1ink/ZLGsP">https://qrgo.page.1ink/ZLGsP</a>	
				Module –II Design of water tank		<a href="https://qrgo.page.1ink/VzzGP">https://qrgo.page.1ink/VzzGP</a>	
				Module –III Design of water tank		<a href="https://qrgo.page.1ink/PSMhy">https://qrgo.page.1ink/PSMhy</a>	
				Module –IV Design of water tank		<a href="https://qrgo.page.1ink/KU4GU">https://qrgo.page.1ink/KU4GU</a>	






				Module –V Design of water tank		<a href="https://qr.go.page.ink/QL2u3">https://qr.go.page.ink/QL2u3</a>	
			<b>Unit – 4</b> Industrial Structures	Industrial Roof Truss Part 1		<a href="https://qr.go.page.ink/mA5gk">https://qr.go.page.ink/mA5gk</a>	
				Industrial Roof Truss Part 2		<a href="https://qr.go.page.ink/cW3Sk">https://qr.go.page.ink/cW3Sk</a>	
				Industrial Roof Truss Part 3		<a href="https://qr.go.page.ink/tXjtp">https://qr.go.page.ink/tXjtp</a>	
				Industrial Roof Truss Part 4		<a href="https://qr.go.page.ink/ShcQQ">https://qr.go.page.ink/ShcQQ</a>	
				Industrial Roof Truss Part 5		<a href="https://qr.go.page.ink/hCYvo">https://qr.go.page.ink/hCYvo</a>	
				<b>Unit – 5</b> Girders and Connections	Design of Gantry girder – Lecture 1		<a href="https://youtu.be/c26u_xbhSSoQ">https://youtu.be/c26u_xbhSSoQ</a>
			Design of Gantry girder – Lecture 2		<b>E.AARTHY/ APCE/ <a href="mailto:aarthya006t@gmail.com">aarthya006t@gmail.com</a>, 9344979188</b>	<a href="https://youtu.be/O68Py_G9jRM">https://youtu.be/O68Py_G9jRM</a>	
			Design of eccentric shear and moment resistant connection lecture -1			<a href="https://youtu.be/xRKbIAQsJzM">https://youtu.be/xRKbIAQsJzM</a>	







					Design of eccentric shear and moment resistant connection lecture -2	<a href="https://youtu.be/YJ9w6Z4KC8s">https://youtu.be/YJ9w6Z4KC8s</a>	
					Design of welded plate girder	<a href="https://youtu.be/P5ZzYSxr3Sw">https://youtu.be/P5ZzYSxr3Sw</a>	

#### IV YEAR / VII SEMESTER (Professional Elective)





S. No.	College	Subject Code	Subject	Unit	Subtitle	Faculty Name/Desig./ email id/ mob.no	Video Link (Google drive)	QR Code
1	GCE, Srirangam	CE8006	Pavement Engineering	Unit 1 Types of Pavement & stress distribution in layered system	Module - 1	Dr.P.R.Dhevas enaa Assistant professor <a href="mailto:senaadheva@gmail.com">senaadheva@gmail.com</a> 9677989884	<a href="https://drive.google.com/file/d/1L7DjiZaHbB_JQ9oKNPhWsimazcZkEF4u/view?usp=sharing">https://drive.google.com/file/d/1L7DjiZaHbB_JQ9oKNPhWsimazcZkEF4u/view?usp=sharing</a>	
					Module - 2		<a href="https://drive.google.com/file/d/1OGJmze2e33Qx9rmfvISVQewzDtTZzaB7/view">https://drive.google.com/file/d/1OGJmze2e33Qx9rmfvISVQewzDtTZzaB7/view</a>	
					Module - 3		<a href="https://drive.google.com/file/d/1-XS_myWFThtAUz09H8WuBfjFuWUP6bLt/view">https://drive.google.com/file/d/1-XS_myWFThtAUz09H8WuBfjFuWUP6bLt/view</a>	
					Module - 4		<a href="https://drive.google.com/file/d/1-XdjgdscTDhVbTlZ9kBFmdNk">https://drive.google.com/file/d/1-XdjgdscTDhVbTlZ9kBFmdNk</a>	





						<a href="#">RG-mHayh/view</a>	
<b>Unit 2</b> Design of Flexible Pavements	Module - 1	<b>Prof.K.Sadhan a,</b> <b>Assistant Professor,</b> <b>paaras2612@gmail.com</b> <b>8667789848</b>	<a href="https://drive.google.com/file/d/1gOE5MOluimfPwk9in0lHBfKPbceqbPqi/view">https://drive.google.com/file/d/1gOE5MOluimfPwk9in0lHBfKPbceqbPqi/view</a>				
	Module - 2		<a href="https://drive.google.com/file/d/1uoJ6m21uoj0ODOTYgnom5Y0K8xYWo5z/view">https://drive.google.com/file/d/1uoJ6m21uoj0ODOTYgnom5Y0K8xYWo5z/view</a>				
	Module - 3		<a href="https://drive.google.com/file/d/1njeOigu7fPmgX0kjHVfA41gE30Gn-81f/view?usp=sharing">https://drive.google.com/file/d/1njeOigu7fPmgX0kjHVfA41gE30Gn-81f/view?usp=sharing</a>				
<b>UNIT 3</b> Rigid Pavement	Module - 1	<b>Prof.M.Nirmala</b> <b>Assistant Professor</b> <b>nirmalachandra@gmail.com</b> <b>9043207459</b>	<a href="https://drive.google.com/file/d/1YaqKpFFKf4T-A0h9qLr7OX0IavBbhCFG/view?usp=sharing">https://drive.google.com/file/d/1YaqKpFFKf4T-A0h9qLr7OX0IavBbhCFG/view?usp=sharing</a>				
	Module - 2		<a href="https://drive.google.com/file/d/1JxWJDpMno3ATuDAhn06SJ1wq8occzO4e/view">https://drive.google.com/file/d/1JxWJDpMno3ATuDAhn06SJ1wq8occzO4e/view</a>				
	Module - 3		<a href="https://drive.google.com/file/d/15d6fd6uYzNaLBSHvKbzEzBlyvz0FlZD9/view">https://drive.google.com/file/d/15d6fd6uYzNaLBSHvKbzEzBlyvz0FlZD9/view</a>				
<b>UNIT 4</b> Performance Evaluation and Maintenance	Module - 1	<b>Dr.S.S.Jayaaruna</b> <b>Assistant Professor</b> <b>jayaarunasarava</b>	<a href="https://drive.google.com/file/d/10Y_xOiVFlj3FLutr4LFYczk-ft-">https://drive.google.com/file/d/10Y_xOiVFlj3FLutr4LFYczk-ft-</a>				






						nan@gmail.com 9600554828	<a href="https://drive.google.com/file/d/10bg7UzCUe4PRYFgI1KZ-OV6PqgIP070O/view?usp=sharing">CZ9HH/view?usp=sharing</a>	
				<b>UNIT 5</b> Stabilization of Pavements	Module - 1		<a href="https://drive.google.com/file/d/10bg7UzCUe4PRYFgI1KZ-OV6PqgIP070O/view?usp=sharing">https://drive.google.com/file/d/10bg7UzCUe4PRYFgI1KZ-OV6PqgIP070O/view?usp=sharing</a>	
2	GCE, Dharma puri	CE8007	<b>Traffic Engineering and Management</b>	<b>Unit 1</b>	1.significance and scope 2.road user characteristics	<b>Dr.V.Sathishkumar AP</b> <a href="mailto:aspro_sathish@hotmail.com">aspro_sathish@hotmail.com</a> <b>8015113651</b>	<a href="https://drive.google.com/file/d/1eClQPnz4ZeFrLK6HqKGndQZRZmqZYU3L/view?usp=drivesdk">https://drive.google.com/file/d/1eClQPnz4ZeFrLK6HqKGndQZRZmqZYU3L/view?usp=drivesdk</a>	
					3.components of traffic Engineering 4.Vehicle Characteristics		<a href="https://drive.google.com/file/d/1eYQmT-eWz-YXUNLg6pPWdWsjUFRXO3sf/view?usp=drivesdk">https://drive.google.com/file/d/1eYQmT-eWz-YXUNLg6pPWdWsjUFRXO3sf/view?usp=drivesdk</a>	
					5Various.Resistance 6.powe performance problem)		<a href="https://drive.google.com/file/d/1ejuLdktvWQI3EnFG37vO2WIt-eETcc4N/view?usp=drivesdk">https://drive.google.com/file/d/1ejuLdktvWQI3EnFG37vO2WIt-eETcc4N/view?usp=drivesdk</a>	
				<b>Unit 2</b>	Traffic study Various traffic surveys		<a href="https://drive.google.com/file/d/1oI8Zcp_mECn62GOoJJe9LX-saN517q8b/view?usp=drivesdk">https://drive.google.com/file/d/1oI8Zcp_mECn62GOoJJe9LX-saN517q8b/view?usp=drivesdk</a>	







					Origin and destination survey Parking survey	<a href="https://drive.google.com/file/d/1tSzUIFBFfzNE4jXkurDMFpa8uLAINVCZ/view?usp=drivesdk">https://drive.google.com/file/d/1tSzUIFBFfzNE4jXkurDMFpa8uLAINVCZ/view?usp=drivesdk</a>	
					Accident survey Traffic problems in India Integrated traffic Level of service	<a href="https://drive.google.com/file/d/19u19XFT25GqAOpJc2Qd3SCmviuYyguim/view?usp=drivesdk">https://drive.google.com/file/d/19u19XFT25GqAOpJc2Qd3SCmviuYyguim/view?usp=drivesdk</a>	
			<b>Unit 3</b>		Intersection design Rotary intersections	<a href="https://drive.google.com/file/d/1A8DRScXCaklNQ5qVmF6kKMXLBRun5UZI/view?usp=drivesdk">https://drive.google.com/file/d/1A8DRScXCaklNQ5qVmF6kKMXLBRun5UZI/view?usp=drivesdk</a>	
					Intersection design Road junctions	<a href="https://drive.google.com/file/d/1A54U62qD9PoC_YssYyOJfPUCUV1eoHBb/view?usp=drivesdk">https://drive.google.com/file/d/1A54U62qD9PoC_YssYyOJfPUCUV1eoHBb/view?usp=drivesdk</a>	
					Traffic signs and Traffic control Traffic signal Road markings Traffic aids	<a href="https://drive.google.com/file/d/1A0pkgRRutJe86FEpv7FLjed0J8Q8Hz_8/view?usp=drivesdk">https://drive.google.com/file/d/1A0pkgRRutJe86FEpv7FLjed0J8Q8Hz_8/view?usp=drivesdk</a>	
			<b>Unit 4</b>		Road accidents, causes, classification effects	<a href="https://drive.google.com/file/d/1Jx5ezqDw2MbaROiMIKmmI3">https://drive.google.com/file/d/1Jx5ezqDw2MbaROiMIKmmI3</a>	










							<a href="https://drive.google.com/file/d/1JjxUMcmGtuzviReeBufzXYHzRegVui4C/view?usp=drivesdk">ZAxM8fP80/view?usp=drivesdk</a>	
					Street lighting Traffic environment and hazards Promotion of public transport Intermediate public transport		<a href="https://drive.google.com/file/d/1JjxUMcmGtuzviReeBufzXYHzRegVui4C/view?usp=drivesdk">https://drive.google.com/file/d/1JjxUMcmGtuzviReeBufzXYHzRegVui4C/view?usp=drivesdk</a>	
				<b>Unit 5</b>	Traffic management Transportation systems management Travel demand management		<a href="https://drive.google.com/file/d/1KAMZjEncGY7vp03YFfy6qsl--7dX0GIE/view?usp=drivesdk">https://drive.google.com/file/d/1KAMZjEncGY7vp03YFfy6qsl--7dX0GIE/view?usp=drivesdk</a>	
					Traffic segregation Intelligent transport system Traffic claiming		<a href="https://drive.google.com/file/d/1K5YfpVJUTBwyHgWC_qHduqMaPFemMui/view?usp=drivesdk">https://drive.google.com/file/d/1K5YfpVJUTBwyHgWC_qHduqMaPFemMui/view?usp=drivesdk</a>	
3	GCE, Tirunelveli	CE8011	<b>Design of Pre-stressed Concrete Structures</b>	<b>Unit - 1</b>	Introduction - Theory and behavior, Analysis of PSC sections - stress concept, Analysis of PSC sections - strength concept, Analysis of PSC sections –load balancing concept, Effect of loading on the tensile stresses in tendons, Short term deflection of PSC members, Long term	<b>Dr.M.Murugan</b> , AP, <a href="mailto:murugan@gcetly.ac.in">murugan@gcetly.ac.in</a> Mobile : 9842282191	<a href="https://drive.google.com/drive/folders/1oeITqS_VOhO369avgmFNLSMe0nWw4fBk?usp=sharing">https://drive.google.com/drive/folders/1oeITqS_VOhO369avgmFNLSMe0nWw4fBk?usp=sharing</a>	






					deflection of PSC members, Losses of prestress, Estimation of crack width.		
				<b>Unit - 2</b>	Design of PSC members for flexure and shear, Design of PSC members for flexure	<a href="https://drive.google.com/drive/folders/1z9bbdPiPvroGZsRWNrEIq4dVEG8ccjDi?usp=sharing">https://drive.google.com/drive/folders/1z9bbdPiPvroGZsRWNrEIq4dVEG8ccjDi?usp=sharing</a>	
				<b>Unit - 3</b>	Short term deflection of PSC members, Long term deflection of PSC members, Design of anchorage zone reinforcement	<a href="https://drive.google.com/drive/folders/1DQ3uxJFOSn75TW80BiJXXDwavSo3Vftv?usp=sharing">https://drive.google.com/drive/folders/1DQ3uxJFOSn75TW80BiJXXDwavSo3Vftv?usp=sharing</a>	
				<b>Unit 4</b>	Analysis of PSC composite beams	<a href="https://drive.google.com/drive/folders/1dqO8E7ef8Su-5OsN35Dn_kZz7Zyb5cOE?usp=sharing">https://drive.google.com/drive/folders/1dqO8E7ef8Su-5OsN35Dn_kZz7Zyb5cOE?usp=sharing</a>	
					Analysis of PSC continuous beams		
				<b>Unit 5</b>	Design of tension members	<a href="https://drive.google.com/drive/folders/1Txcec696QdXtd63AKVP4Sb5muxrGUsYm?usp=sharing">https://drive.google.com/drive/folders/1Txcec696QdXtd63AKVP4Sb5muxrGUsYm?usp=sharing</a>	
					Design of compression members		
					Design of prestressed concrete cylindrical water tanks		





					Design of prestressed pipes					
					Design of PSC poles					
					Partial Prestressing					
4	GCE, Bodi	EN8591	Municipal Solid Waste Managemen t	UNIT 1	Sources of Municipal Solid waste	Dr.S.Jayanthi, Principal, <a href="mailto:sjai63@gmail.com">sjai63@gmail.com</a> , Mobile : 9894055758	<a href="https://drive.google.com/file/d/10du9K4IjdYleLIjCpb0jOntQhP89UiC9/view?usp=sharing">https://drive.google.com/file/d/10du9K4IjdYleLIjCpb0jOntQhP89UiC9/view?usp=sharing</a>			
					Characteristics of MSW chemical composition					
					Functional Elements					
					Legislative framework					
					Constraints in implementation					
					Collection Methods					
					Preprocessing Techniques					
					Treatment and disposal methods					
				Unit 2	Waste management Hierarchy	T. VENKATARA MAN Asst.Professor <a href="mailto:tvrcivil@gmail.com">tvrcivil@gmail.com</a> 9442441039	<a href="https://youtu.be/d2EhhDGgR1Y">https://youtu.be/d2EhhDGgR1Y</a>			
					Onsite storage and segregation of waste				<a href="https://youtu.be/kuBzABmoiqr">https://youtu.be/kuBzABmoiqr</a>	
					Recycling of plastic and C&D waste				<a href="https://youtu.be/dAVNSU4gxNs">https://youtu.be/dAVNSU4gxNs</a>	
				Unit 3	Collection and Transfer of waste		<a href="https://youtu.be/LBldxjYp4F8">https://youtu.be/LBldxjYp4F8</a>			








					Transfer station	<a href="https://youtu.be/EkfdXbUvd8o">https://youtu.be/EkfdXbUvd8o</a>	
			<b>Unit 4</b>		Waste processing & Equipment	<a href="https://youtu.be/cNxZsjh23KQ">https://youtu.be/cNxZsjh23KQ</a>	
					Composting	<a href="https://youtu.be/4dkRuYeo3SY">https://youtu.be/4dkRuYeo3SY</a>	
					Thermal process	<a href="https://youtu.be/zs6_ix1d2K0">https://youtu.be/zs6_ix1d2K0</a>	
				<b>Unit 5</b>		Landfill site selection criteria	<a href="https://youtu.be/XEkJHWokmVk">https://youtu.be/XEkJHWokmVk</a>
					Landfill construction, Leachate & Gas collection	<a href="https://youtu.be/WtrM6-PfusY">https://youtu.be/WtrM6-PfusY</a>	
					Bio reactor landfill & Dumpsite rehabilitation	<a href="https://youtu.be/x8s6KGdJiIE">https://youtu.be/x8s6KGdJiIE</a>	

## IV YEAR / VII SEMESTER (Professional Elective)









S. No.	College	Subject Code	Subject	Unit	Subtitle	Faculty Name/Desig./ email id/ mob.no	Video Link ( Google drive)	QR Code
1	GCE, Tirunelveli	OTT752	Textile effluent treatments	Unit - 1	Lect01- An Introduction to Textile Wet Processing	Mr. M. Immanuvel Palies/ TAP/civil, <a href="mailto:immanpalies@gmail.com">immanpalies@gmail.com</a> 9787655082	<a href="https://youtu.be/ifJim2wRaFQ">https://youtu.be/ifJim2wRaFQ</a>	
					Lect.02 – Constituents of water and their effects on textile processing		<a href="https://youtu.be/QZllf64WAVQ">https://youtu.be/QZllf64WAVQ</a>	
					Lect.03 – Effluent discharge standards		<a href="https://youtu.be/99kuzC2lxIM">https://youtu.be/99kuzC2lxIM</a>	
				Unit -2	Lect01- Characteristics and treatment of cotton processing		<a href="https://youtu.be/oU3jluDh6Ic">https://youtu.be/oU3jluDh6Ic</a>	
					Lect.02 – Characteristics and treatment of wool and synthetic processing		<a href="https://youtu.be/VzKE7w4DxOg">https://youtu.be/VzKE7w4DxOg</a>	
					Lect.03 – Primary treatment methods		<a href="https://youtu.be/-aWaf2SMzQA">https://youtu.be/-aWaf2SMzQA</a>	
				Unit -3	Lect01- Secondary Treatment Methods, Trickling Filter		<a href="https://youtu.be/eUOP4eO1GvM">https://youtu.be/eUOP4eO1GvM</a>	




					Lect.02 – Activated Sludge Process		<a href="https://youtu.be/F0wSvo4juPM">https://youtu.be/F0wSvo4juPM</a>	
					Lect.03 – Aerated Lagoons, Secondary Sedimentation, Oxidation Ponds		<a href="https://youtu.be/aG7ZFCoonLE">https://youtu.be/aG7ZFCoonLE</a>	
				<b>Unit 4</b>	Lect.01 -Tertiary Treatment - Evaporation		<a href="https://drive.google.com/drive/folders/1R7xD06EdFG8CPnigvmBAnxC6EJLZY-Vt">https://drive.google.com/drive/folders/1R7xD06EdFG8CPnigvmBAnxC6EJLZY-Vt</a>	
			Lect. 02 -Tertiary Treatment – AOP, ACP, Ion Exchange					
			Lect. 03 -Tertiary Treatment – Membrane Technology					
			<b>Unit 5</b>	Lect. 01 –Air pollution, Properties of air pollutants		<a href="https://drive.google.com/drive/folders/1F2PSxBkykpvXa1JCGtVLkzi9F7qGytJl">https://drive.google.com/drive/folders/1F2PSxBkykpvXa1JCGtVLkzi9F7qGytJl</a>		
				Lect. 02 –Air pollution Control Equipment				
				Lect. 03 –Noise pollution Types and Control				
2.	GCE, Thanjavur	OCY75	<b>Open Elective-III</b> Waste Water Treatment	<b>Unit I</b> Water Quality	Module –I Water quality parameters, physical parameters	S.Sumathi / APCE &Head <a href="mailto:sumathigce@gmail.com">sumathigce@gmail.com</a> 9080889135	<a href="https://youtu.be/nPDvg7Jmb1w">https://youtu.be/nPDvg7Jmb1w</a>	

				chemical and biological parameters of water- water quality requirement - Potable water standards – wastewater effluent standards -water quality indices.	<b>T.Kavimani /A CE/ <a href="mailto:tkavimani@gmail.com">tkavimani@gmail.com</a>/ 9994229546</b>	<a href="https://youtu.be/sp-vU8Y4yFg">https://youtu.be/ sp-vU8Y4yFg</a>	
				Water purification systems in natural systems- physical processes-chemical processes and biological processes primary, secondary and tertiary treatment-Unit operations-unit processes. Mixing, clarification , sedimentation; Types; aeration and gas transfer – coagulation and flocculation, coagulation processes- stability of colloids	<b>Dr. PL. Senthilkumar Asst. Professor <a href="mailto:toopls@gmail.com">toopls@gmail.com</a> 9790121611</b>	<a href="https://youtu.be/wCrX_CA418U">(<a href="https://youtu.be/wCrX_CA418U">https://youtu.b e/wCrX_CA41 8U</a>)</a>	
			<b>Unit 2</b> Industrial Water Treatment	Filtration – size and shape characteristics of filtering media – sand filters hydraulics of filtration – slow sand filter	<b>Dr. PL. Senthilkumar Asst. Professor <a href="mailto:toopls@gmail.com">toopls@gmail.com</a> 9790121611</b>	<a href="https://youtu.be/XpUvrD60vDs">https://youtu.b e/XpUvrD60vD s</a>	
				Rapid gravity filters		<a href="https://youtu.be/mHRV4hrTx3o">https://youtu.b e/mHRV4hrTx 3o</a>	

				Pressure filters		<a href="https://youtu.be/cF9TVOHDqPk">https://youtu.be/cF9TVOHDqPk</a>	
				Water softening <ul style="list-style-type: none"> <li>lime soda,</li> <li>zeolite and</li> </ul> Demineralization processes		<a href="https://youtu.be/l6RhaoZNMw">https://youtu.be/l6RhaoZNMw</a>	
			<b>Unit – 3</b> Conventional Treatment Methods	Adsorption – activated carbon treatment	<b>Dr. PL. Senthilkumar</b> Asst. Professor <a href="mailto:toopls@gmail.com">toopls@gmail.com</a> , 9790121611	<a href="https://youtu.be/zOCsejEE3xI">https://youtu.be/zOCsejEE3xI</a>	
				removal of color – iron and manganese removal		<a href="https://youtu.be/xRv5p1KIOU">https://youtu.be/xRv5p1KIOU</a>	
				aeration and oxidation		<a href="https://youtu.be/rqVsV3wZXtg">https://youtu.be/rqVsV3wZXtg</a>	
				ion exchange		<a href="https://youtu.be/GLTjMuhCugs">https://youtu.be/GLTjMuhCugs</a>	
				Fluoridation and De-fluoridation		<a href="https://youtu.be/9B2e5GEwPSQ">https://youtu.be/9B2e5GEwPSQ</a>	



				Desalination		<a href="https://youtu.be/EjAZ7H2ObCY">https://youtu.be/EjAZ7H2ObCY</a>	
						<a href="https://youtu.be/EtN8ggaZKdE">https://youtu.be/EtN8ggaZKdE</a>	
				corrosion prevention and control – factors influencing corrosion Langelier index – corrosion control measures.	<b>S.Sumathi</b> Asst. Professor & Head /civil Engg. <a href="mailto:sumathigce@gmail.com">sumathigce@gmail.com</a> <b>9865193599</b>	<a href="https://youtu.be/obvYWPIb7nM">https://youtu.be/obvYWPIb7nM</a>	
			<b>Unit – 4</b> Waste Water Treatment	Waste Water treatment - pre & primary treatment-equalisation and neutralisation	<b>S.Sumathi</b> Asst. Professor & Head /civil Engg. <a href="mailto:sumathigce@gmail.com">sumathigce@gmail.com</a> <b>9865193599</b> & K. Sivakumar Asst.Professor (PT) Civil Engg Sivakumar23494@gmail.com 8524047203	<a href="https://youtu.be/omtHmNYGeoc">https://youtu.be/omtHmNYGeoc</a>	
				Screening and grit removal		<a href="https://youtu.be/RP8_hdKlsMo">https://youtu.be/RP8_hdKlsMo</a>	
				Sedimentation		<a href="https://youtu.be/6e4oUNundKg">https://youtu.be/6e4oUNundKg</a>	
				Oil separation and gas stripping of volatile organics		<a href="https://youtu.be/uM9qxL3hehM">https://youtu.be/uM9qxL3hehM</a>	
				Biological oxidation-lagoons and stabilization ponds-aerated lagoon-activated sludge		<a href="https://youtu.be/CkMpUQQ7A24">https://youtu.be/CkMpUQQ7A24</a>	

				process			
				Trickling filter		<a href="https://youtu.be/1Rrqc-IGNbg">https://youtu.be/1Rrqc-IGNbg</a>	
				Anaerobic decomposition		<a href="https://youtu.be/-ub6VwLfOT0">https://youtu.be/-ub6VwLfOT0</a>	
			<b>Unit – 5</b> Adsorption and Oxidation Process	Adsorption – activated carbon treatment	<b>Dr. PL. Senthilkumar</b> Asst. Professor <a href="mailto:toopls@gmail.com">toopls@gmail.com</a> 9790121611	<a href="https://youtu.be/zOCsejEE3xI">https://youtu.be/zOCsejEE3xI</a>	
				Sludge disposal and handling	<b>S.Sumathi</b> Asst. Professor & Head /civil Engg. <a href="mailto:sumathigce@gmail.com">sumathigce@gmail.com</a> 9865193599 & K. Sivakumar Asst.Prof.(PT) /civil Sivakumar2349 <a href="mailto:4@gmail.com">4@gmail.com</a> 8524047203	<a href="https://youtu.be/8NHpvbq8fIY">https://youtu.be/8NHpvbq8fIY</a>	